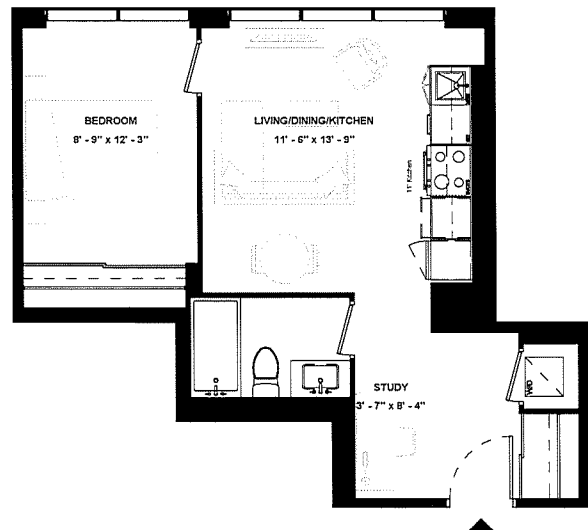


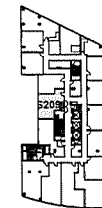
# SUITE 209



SUITE TYPE: 1B+STUDY  
SUITE AREA: 545 SQFT  
BALCONY / TERRACE: N/A SQFT



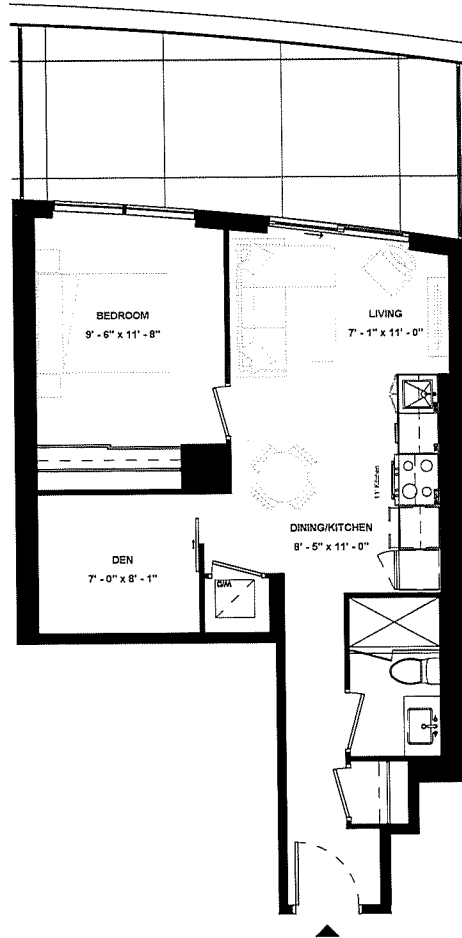
ISSUE DATE: 2023/06/02



LEVEL 02

Disclaimer: Drawings are not to scale. Materials, specifications, & floor plans are subject to change without notice. All renderings are artist's conceptions. All areas and stated room dimensions are approximate. Actual usable floor space may vary from the stated floor area. Floor area measured in accordance with Home Construction Regulatory Authority Directive, E.&O.E. Balcony sizes and configurations vary depending on floor level locations.

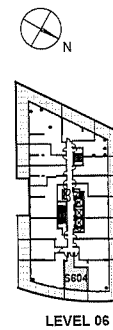
# SUITE 604



SUITE TYPE: 1B+D  
SUITE AREA: 578 SQFT  
BALCONY / TERRACE: 187 SQFT

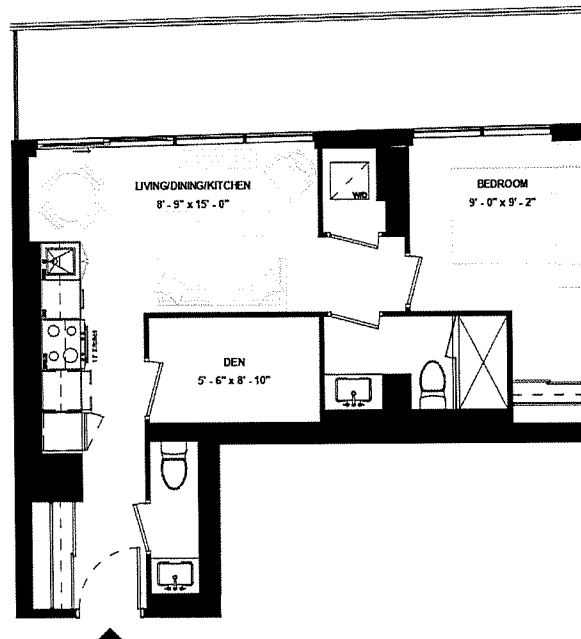


ISSUE DATE: 2023/06/02

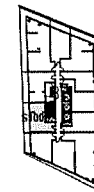


Disclaimer: Drawings are not to scale. Materials, specifications, & floor plans are subject to change without notice. All renderings are artist's conceptions. All areas and stated room dimensions are approximate. Actual usable floor space may vary from the stated floor area. Floor area measured in accordance with Home Construction Regulatory Authority Directive. E.&O.E. Balcony sizes and configurations vary depending on floor level locations.

# SUITE 1005



SUITE TYPE: 1B+D  
SUITE AREA: 578 SQFT  
BALCONY / TERRACE: 163 SQFT



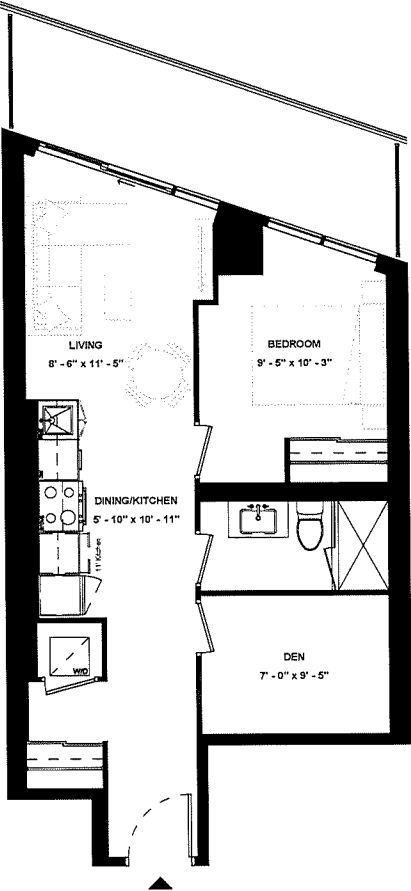
LEVEL 10



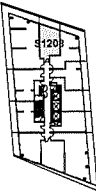
ISSUE DATE: 2023/06/02

Disclaimer: Drawings are not to scale. Materials, specifications, & floor plans are subject to change without notice. All renderings are artist's conceptions. All areas and stated room dimensions are approximate. Actual usable floor space may vary from the stated floor area. Floor area measured in accordance with Home Construction Regulatory Authority Directive. E.&O.E. Balcony sizes and configurations vary depending on floor level locations.

# SUITE 1208



SUITE TYPE: 1B+D  
 SUITE AREA: 582 SQFT  
 BALCONY / TERRACE: 113 SQFT



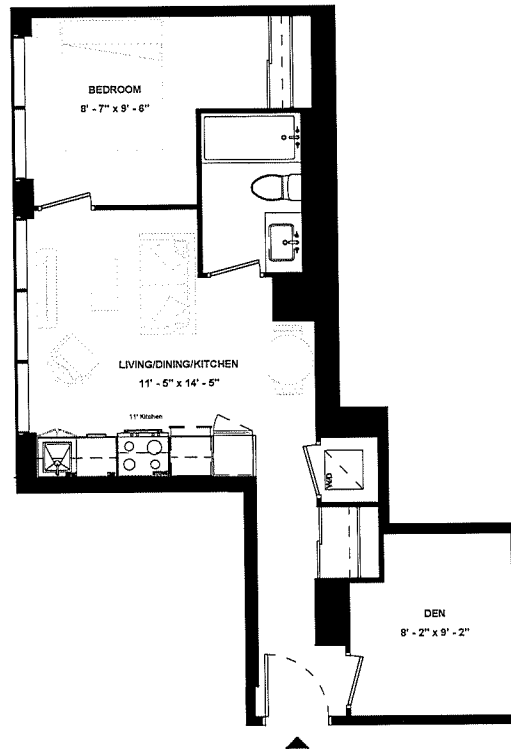
LEVEL 12

ISSUE DATE: 2023/06/02



Disclaimer: Drawings are not to scale. Materials, specifications, & floor plans are subject to change without notice. All renderings are artist's conceptions. All areas and stated room dimensions are approximate. Actual usable floor space may vary from the stated floor area. Floor area measured in accordance with Home Construction Regulatory Authority Directive. E.&O.E. Balcony sizes and configurations vary depending on floor level locations.

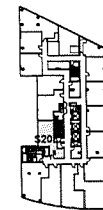
# SUITE 208



SUITE TYPE: 1B+D  
SUITE AREA: 583 SQFT  
BALCONY / TERRACE: N/A SQFT



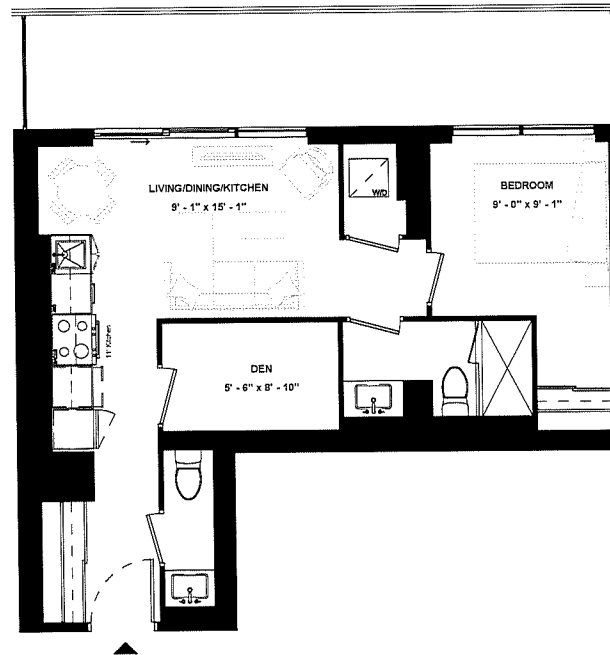
ISSUE DATE: 2023/06/02



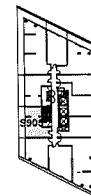
LEVEL 02

Disclaimer: Drawings are not to scale. Materials, specifications, & floor plans are subject to change without notice. All renderings are artist's conceptions. All areas and stated room dimensions are approximate. Actual usable floor space may vary from the stated floor area. Floor area measured in accordance with Home Construction Regulatory Authority Directive. E.&O.E. Balcony sizes and configurations vary depending on floor level locations.

# SUITE 905



SUITE TYPE: 1B+D  
SUITE AREA: 584 SQFT  
BALCONY / TERRACE: 163 SQFT



LEVEL 09

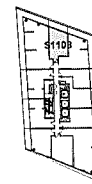
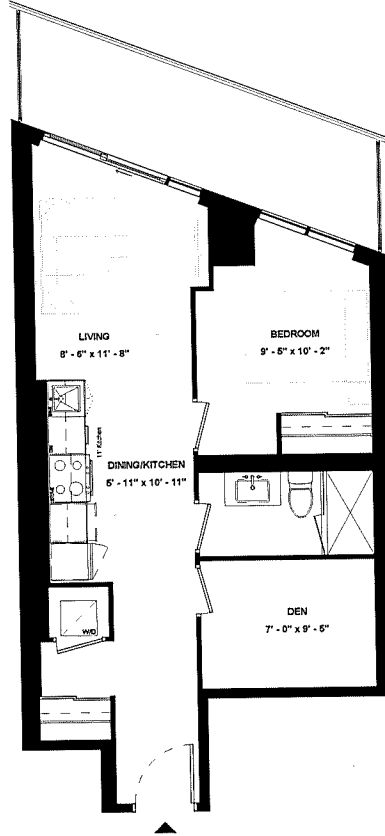


ISSUE DATE: 2023/06/02

Disclaimer: Drawings are not to scale. Materials, specifications, & floor plans are subject to change without notice. All renderings are artist's conceptions. All areas and related room dimensions are approximate. Actual usable floor space may vary from the stated floor area. Floor area measured in accordance with Home Construction Regulatory Authority Directive, E.&O.E. Balcony sizes and configurations vary depending on floor level locations.

# SUITE 1108

SUITE TYPE: 1B+D  
SUITE AREA: 584 SQFT  
BALCONY / TERRACE: 114 SQFT



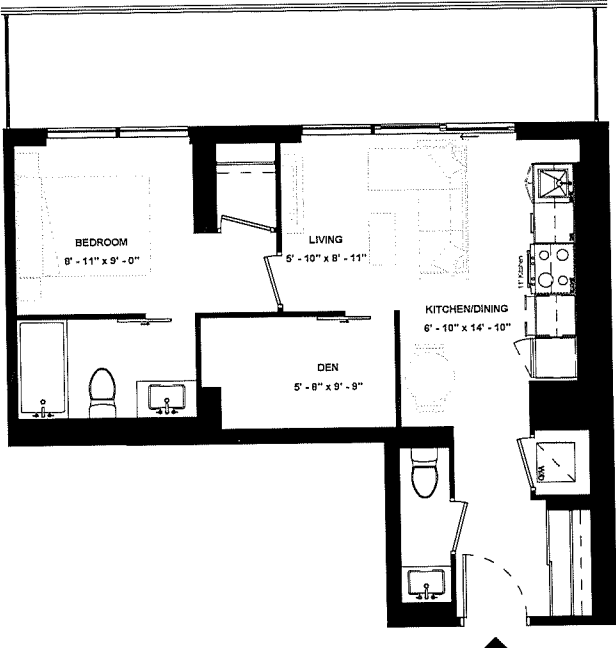
LEVEL 11

ISSUE DATE: 2023/06/02

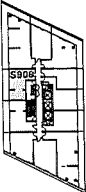


Disclaimer: Drawings are not to scale. Materials, specifications, & floor plans are subject to change without notice. All renderings are artist's conceptions. All areas and stated room dimensions are approximate. Actual usable floor space may vary from the stated floor area. Floor area measured in accordance with Home Construction Regulatory Authority Directive, E.&O.E. Balcony sizes and configurations vary depending on floor level locations.

# SUITE 906



SUITE TYPE: 1B+D  
SUITE AREA: 585 SQFT  
BALCONY / TERRACE: 163 SQFT



LEVEL 09

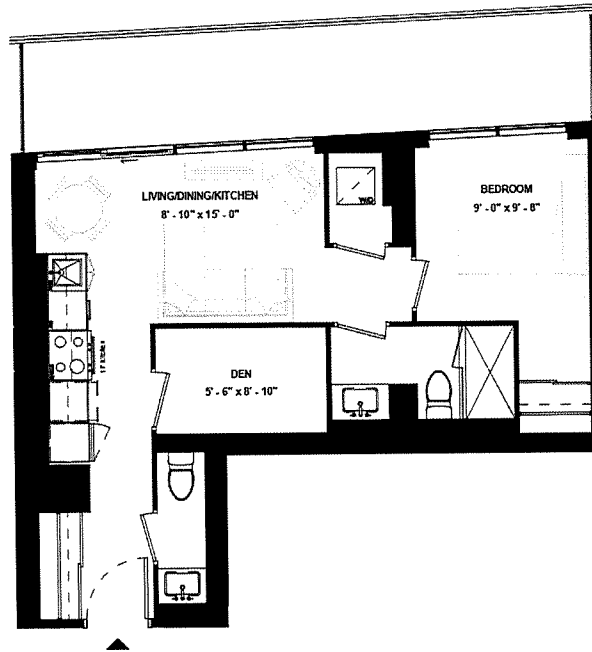
ISSUE DATE: 2023/06/02



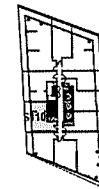
Disclaimer: Drawings are not to scale. Materials, specifications, & floor plans are subject to change without notice. All renderings are artist's conceptions. All areas and stated room dimensions are approximate. Actual usable floor space may vary from the stated floor area. Floor area measured in accordance with Home Construction Regulatory Authority Directive. E.&O.E. Balcony sizes and configurations vary depending on floor level locations.



# SUITE 1105



SUITE TYPE: 1B+D  
SUITE AREA: 587 SQFT  
BALCONY / TERRACE: 163 SQFT



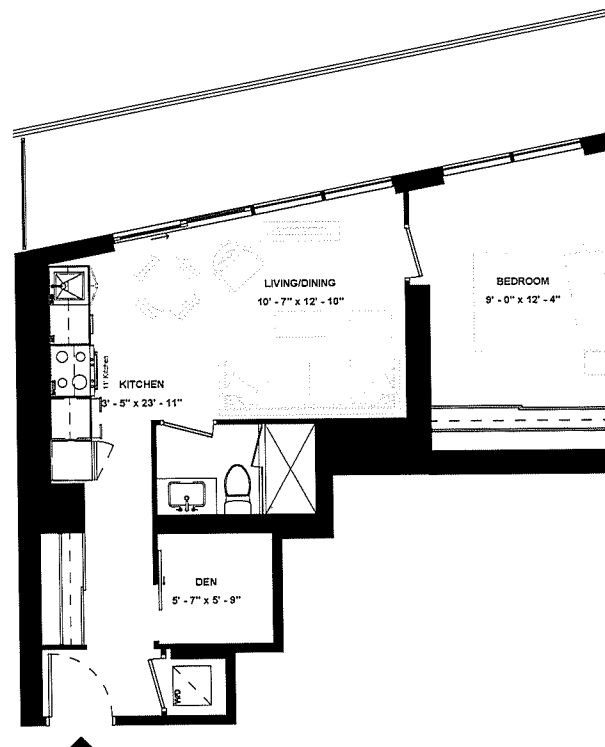
LEVEL 11



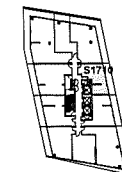
ISSUE DATE: 2023/06/02

Disclaimer: Drawings are not to scale. Materials, specifications, & floor plans are subject to change without notice. All renderings are artist's conceptions. All areas and stated room dimensions are approximate. Actual usable floor space may vary from the stated floor area. Floor area measured in accordance with Home Construction Regulatory Authority Directive, E.S.O.E. Balcony sizes and configurations vary depending on floor level locations.

# SUITE 1710



SUITE TYPE: 1B+D  
SUITE AREA: 587 SQFT  
BALCONY / TERRACE: 166 SQFT



LEVEL 17

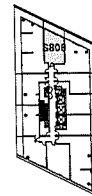
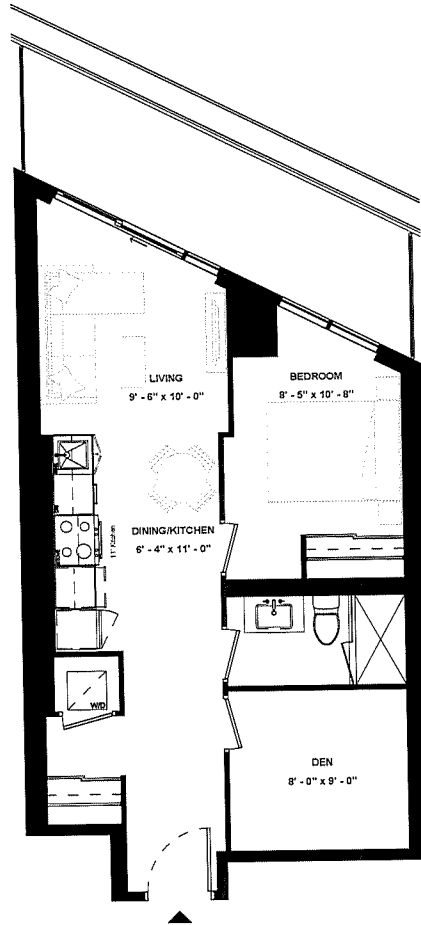


ISSUE DATE: 2023/06/02

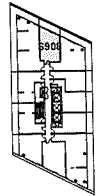
Disclaimer: Drawings are not to scale. Materials, specifications, & floor plans are subject to change without notice. All renderings are artist's conceptions. All areas and stated room dimensions are approximate. Actual usable floor space may vary from the stated floor area. Floor area measured in accordance with Home Construction Regulatory Authority Directive, E.&O.E. Balcony sizes and configurations vary depending on floor level locations.

# SUITE 808 & SUITE 908

SUITE TYPE: 1B+D  
 SUITE AREA: 588 SQFT  
 BALCONY / TERRACE: 120 SQFT



LEVEL 08



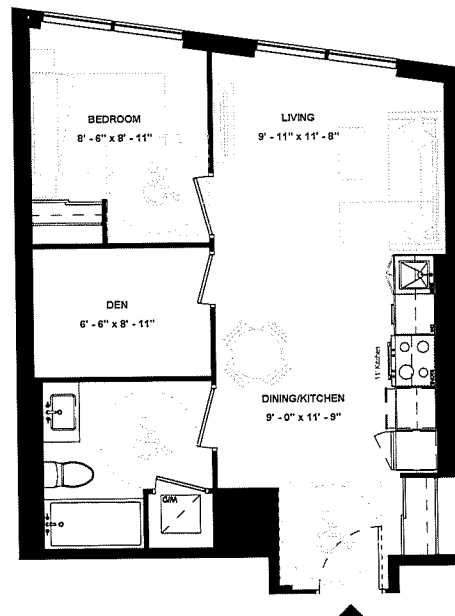
LEVEL 09

ISSUE DATE: 2023/06/02

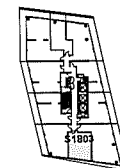


Disclaimer: Drawings are not to scale. Materials, specifications, & floor plans are subject to change without notice. All renderings are artist's conceptions. All areas and stated room dimensions are approximate. Actual usable floor space may vary from the stated floor area. Floor area measured in accordance with Home Construction Regulatory Authority Directive. E.&O.E. Balcony sizes and configurations vary depending on floor level locations.

# SUITE 1803



SUITE TYPE: 1B+D (BF)  
SUITE AREA: 593 SQFT  
BALCONY / TERRACE: N/A SQFT



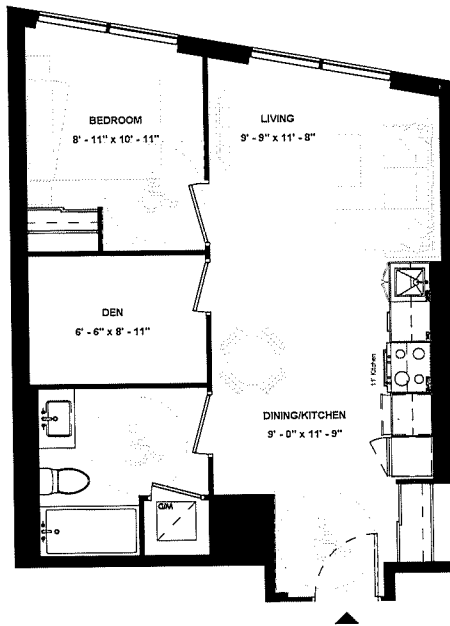
LEVEL 18



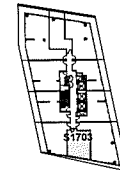
ISSUE DATE: 2023/06/02

Disclaimer: Drawings are not to scale. Materials, specifications, & floor plans are subject to change without notice. All renderings are artist's conceptions. All areas and stated room dimensions are approximate. Actual usable floor space may vary from the stated floor area. Floor area measured in accordance with Home Construction Regulatory Authority Directive, E.4.0.E. Balcony sizes and configurations vary depending on floor level locations.

# SUITE 1703



SUITE TYPE: 1B+D (BF)  
SUITE AREA: 593 SQFT  
BALCONY / TERRACE: N/A



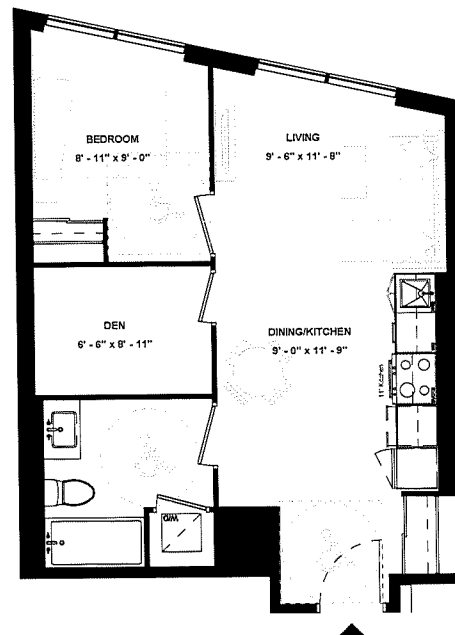
LEVEL 17

ISSUE DATE: 2023/06/02

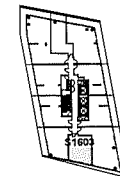


Disclaimer: Drawings are not to scale. Materials, specifications, & floor plans are subject to change without notice. All renderings are artist's conceptions. All areas and stated room dimensions are approximate. Actual usable floor space may vary from the stated floor area. Floor area measured in accordance with Home Construction Regulatory Authority Directive. E.&O.E. Balcony sizes and configurations vary depending on floor level locations.

# SUITE 1603



SUITE TYPE: 1B+D (BF)  
SUITE AREA: 594 SQFT  
BALCONY / TERRACE: N/A SQFT



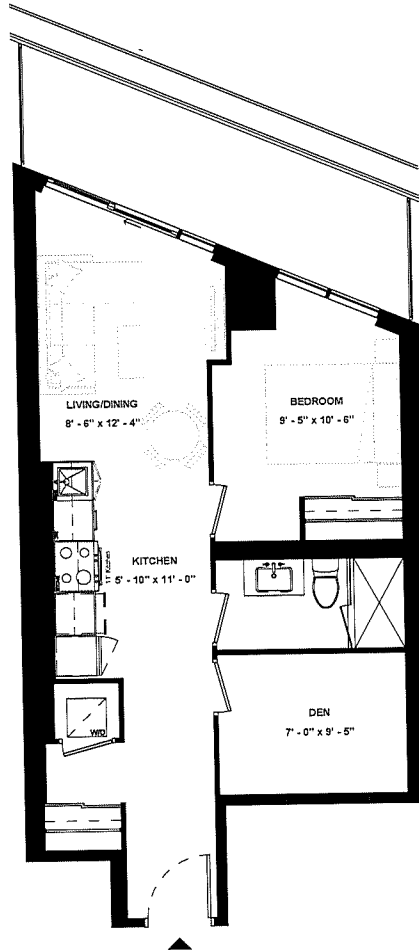
LEVEL 16

ISSUE DATE: 2023/06/02

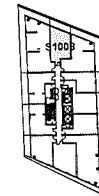


Disclaimer: Drawings are not to scale. Materials, specifications, & floor plans are subject to change without notice. All renderings are artist's conceptions. All areas and stated room dimensions are approximate. Actual usable floor space may vary from the stated floor area. Floor area measured in accordance with Home Construction Regulatory Authority Directive, E.&O.E. Balcony sizes and configurations vary depending on floor level locations.

# SUITE 1008



SUITE TYPE: 1B+D  
SUITE AREA: 594 SQFT  
BALCONY / TERRACE: 116 SQFT



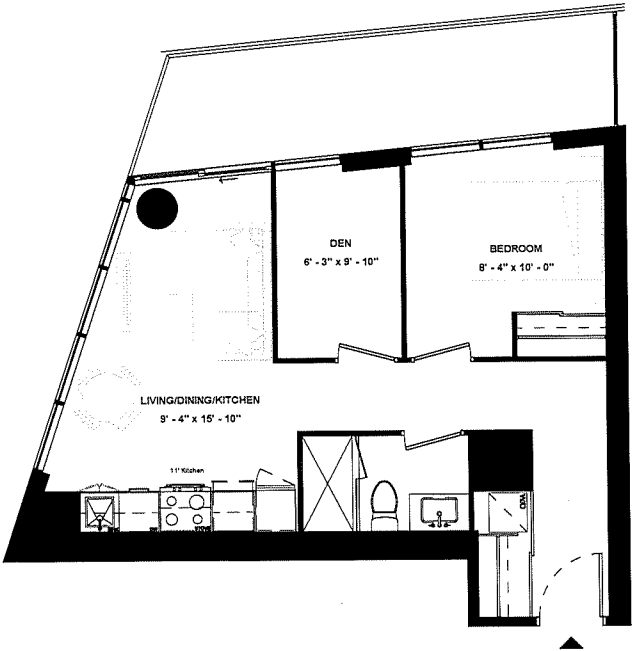
LEVEL 10

ISSUE DATE: 2023/06/02

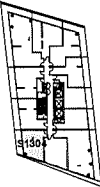


Disclaimer: Drawings are not to scale. Materials, specifications, & floor plans are subject to change without notice. All renderings are artist's conceptions. All areas and stated room dimensions are approximate. Actual usable floor space may vary from the stated floor area. Floor area measured in accordance with Home Construction Regulatory Authority Directive, E.&O.E. Balcony sizes and configurations vary depending on floor level locations.

# SUITE 1304



SUITE TYPE: 1B+D  
SUITE AREA: 595 SQFT  
BALCONY / TERRACE: 129 SQFT



LEVEL 13

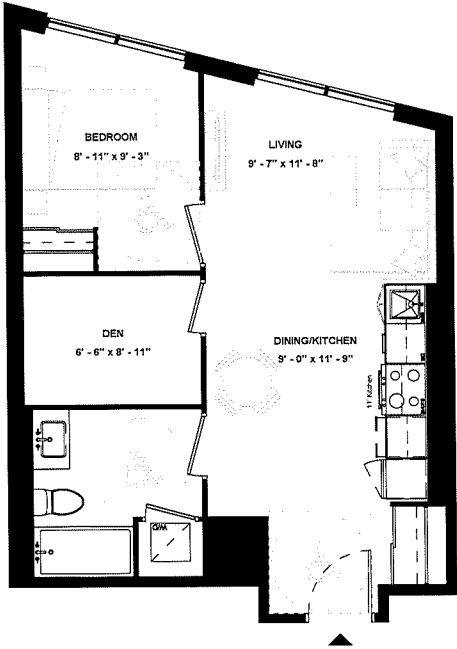


ISSUE DATE: 2023/06/02

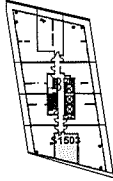
Disclaimer: Drawings are not to scale. Materials, specifications, & floor plans are subject to change without notice. All renderings are artist's conceptions. All areas and stated room dimensions are approximate. Actual usable floor space may vary from the stated floor area. Floor area measured in accordance with Home Construction Regulatory Authority Directive, E.&O.E. Balcony sizes and configurations vary depending on floor level locations.



# SUITE 1503



SUITE TYPE: 1B+D (BF)  
SUITE AREA: 597 SQFT  
BALCONY / TERRACE: N/A SQFT



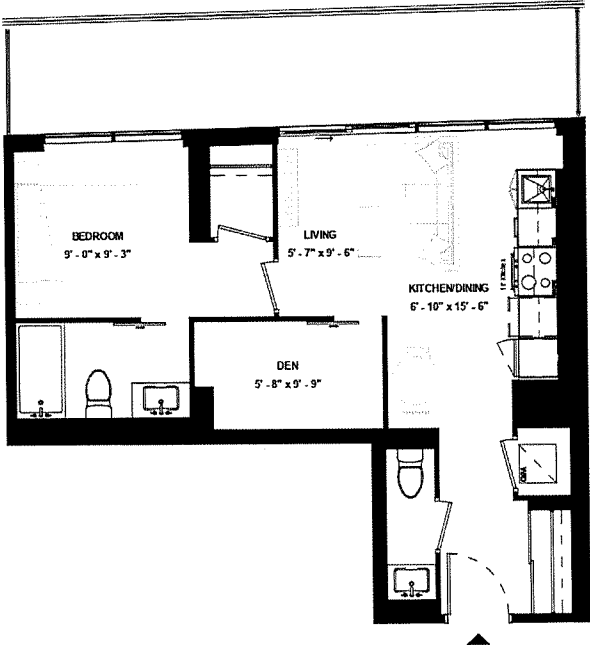
LEVEL 15

ISSUE DATE: 2023/06/02

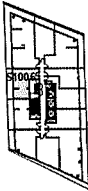


Disclaimer: Drawings are not to scale. Materials, specifications, & floor plans are subject to change without notice. All renderings are artist's conceptions. All areas and stated room dimensions are approximate. Actual usable floor space may vary from the stated floor area. Floor area measured in accordance with Home Construction Regulatory Authority Directive. E.&O.E. Balcony sizes and configurations vary depending on floor level locations.

**SUITE 1006**



SUITE TYPE: 1B+D  
SUITE AREA: 600 SQFT  
BALCONY / TERRACE: 163 SQFT



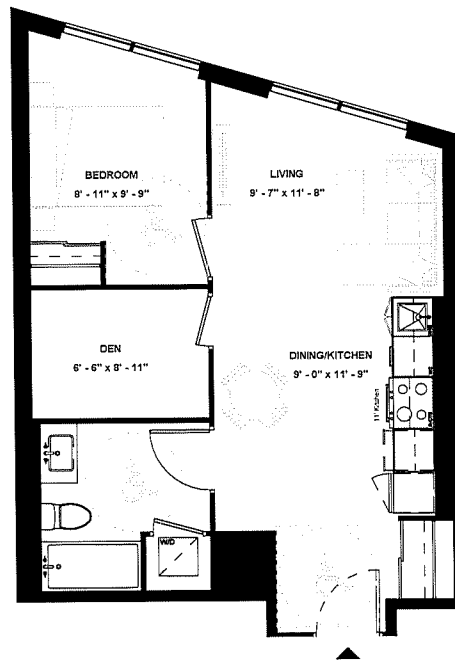
LEVEL 10



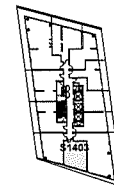
ISSUE DATE: 2023/06/02

Disclaimer: Drawings are not to scale. Materials, specifications, & floor plans are subject to change without notice. All renderings are artist's conceptions. All areas and stated room dimensions are approximate. Actual usable floor space may vary from the stated floor area. Floor area measured in accordance with Home Construction Regulatory Authority Directive, E.S.O.E. Balcony sizes and configurations vary depending on floor level locations.

# SUITE 1403



SUITE TYPE: 1B+D (BF)  
SUITE AREA: 602 SQFT  
BALCONY / TERRACE: N/A



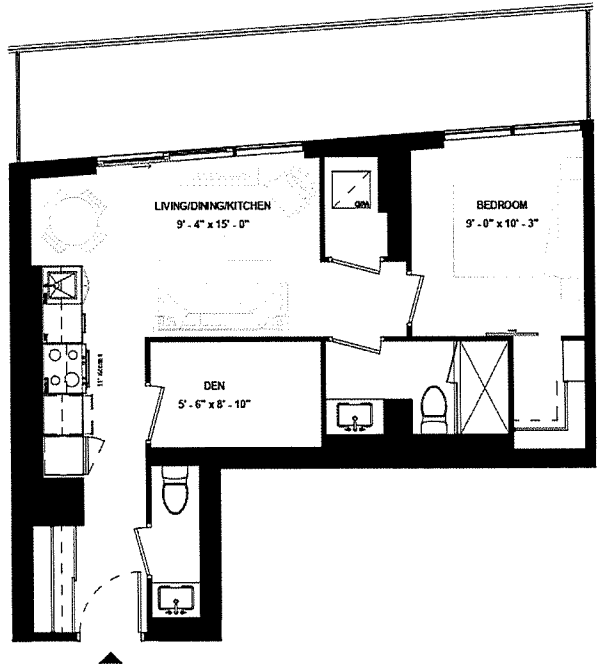
LEVEL 14

ISSUE DATE: 2023/06/02

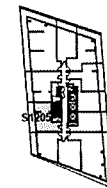


Disclaimer: Drawings are not to scale. Materials, specifications, & floor plans are subject to change without notice. All renderings are artist's conceptions. All areas and stated room dimensions are approximate. Actual usable floor space may vary from the stated floor area. Floor area measured in accordance with Home Construction Regulatory Authority Directive. E.&O.E. Balcony sizes and configurations vary depending on floor level locations.

# SUITE 1205



SUITE TYPE: 1B+D  
SUITE AREA: 602 SQFT  
BALCONY / TERRACE: 164 SQFT



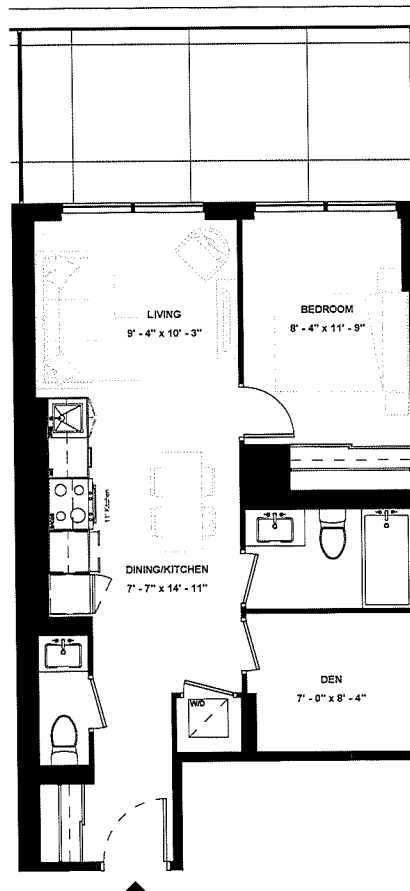
LEVEL 12

ISSUE DATE: 2023/06/02

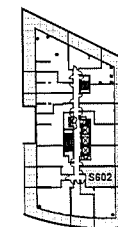


Disclaimer: Drawings are not to scale. Materials, specifications, & floor plans are subject to change without notice. All renderings are artist's conceptions. All areas and stated room dimensions are approximate. Actual usable floor space may vary from the stated floor area. Floor area measured in accordance with Home Construction Regulatory Authority Directive, E.80 E. Balcony sizes and configurations vary depending on floor level locations.

# SUITE 602



SUITE TYPE: 1B+D  
SUITE AREA: 603 SQFT  
BALCONY / TERRACE: 167 SQFT



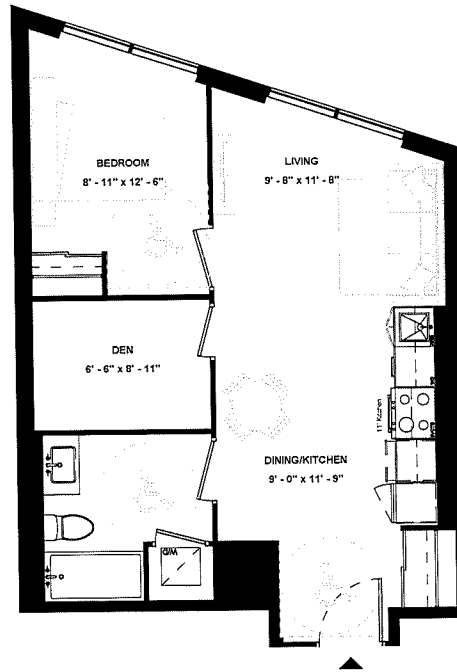
LEVEL 06

ISSUE DATE: 2023/06/02

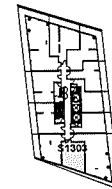


Disclaimer: Drawings are not to scale. Materials, specifications, & floor plans are subject to change without notice. All renderings are artist's conceptions. All areas and stated room dimensions are approximate. Actual usable floor space may vary from the stated floor area. Floor area measured in accordance with Home Construction Regulatory Authority Directive. E.&O.E. Balcony sizes and configurations vary depending on floor level locations.

# SUITE 1303



SUITE TYPE: 1B+D (BF)  
SUITE AREA: 607 SQFT  
BALCONY / TERRACE: N/A



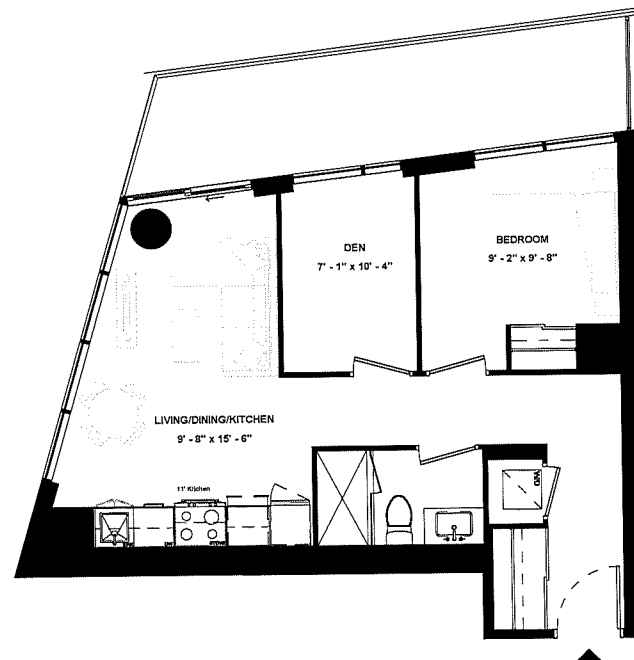
LEVEL 13

ISSUE DATE: 2023/06/02

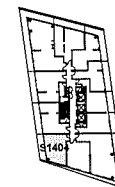


Disclaimer: Drawings are not to scale. Materials, specifications, & floor plans are subject to change without notice. All renderings are artist's conceptions. All areas and stated room dimensions are approximate. Actual usable floor space may vary from the stated floor area. Floor area measured in accordance with Home Construction Regulatory Authority Directive, E.&O.E. Balcony sizes and configurations vary depending on floor level locations.

# SUITE 1404



SUITE TYPE: 1B+D  
SUITE AREA: 608 SQFT  
BALCONY / TERRACE: 135 SQFT



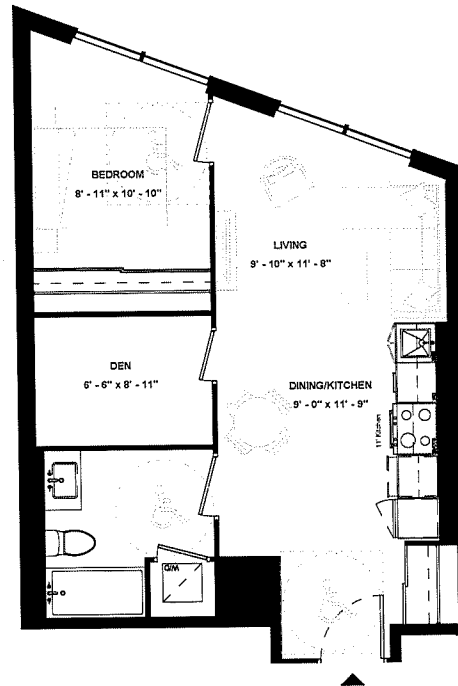
LEVEL 14



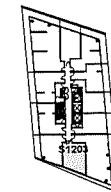
ISSUE DATE: 2023/06/02

Disclaimer: Drawings are not to scale. Materials, specifications, & floor plans are subject to change without notice. All renderings are artist's conceptions. All areas and stated room dimensions are approximate. Actual usable floor space may vary from the stated floor area. Floor area measured in accordance with Home Construction Regulatory Authority Directive, E.&O.E. Balcony sizes and configurations vary depending on floor level locations.

# SUITE 1203



SUITE TYPE: 1B+D (BF)  
SUITE AREA: 615 SQFT  
BALCONY / TERRACE: N/A



LEVEL 12

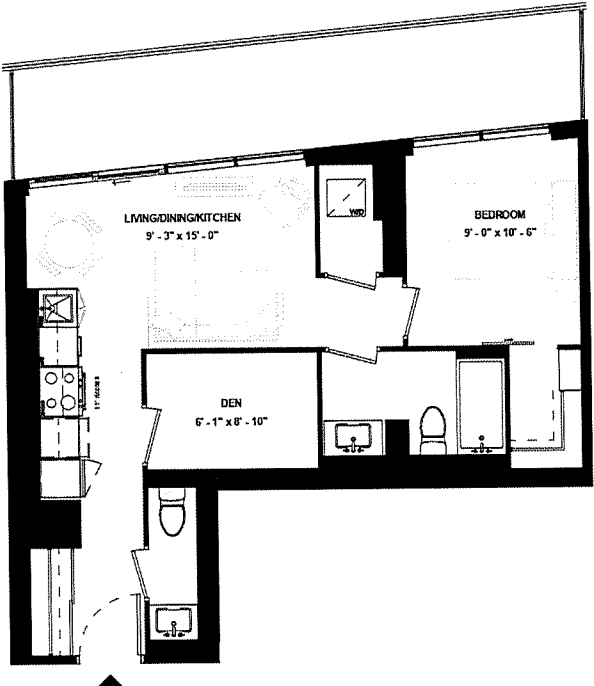
ISSUE DATE: 2023/06/02



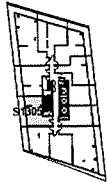
Disclaimer: Drawings are not to scale. Materials, specifications, & floor plans are subject to change without notice. All renderings are artist's conceptions. All areas and stated room dimensions are approximate. Actual usable floor space may vary from the stated floor area. Floor area measured in accordance with Home Construction Regulatory Authority Directive, E.&O.E. Balcony sizes and configurations vary depending on floor level locations.



# SUITE 1305



SUITE TYPE: 1B+D  
SUITE AREA: 621 SQFT  
BALCONY / TERRACE: 164 SQFT



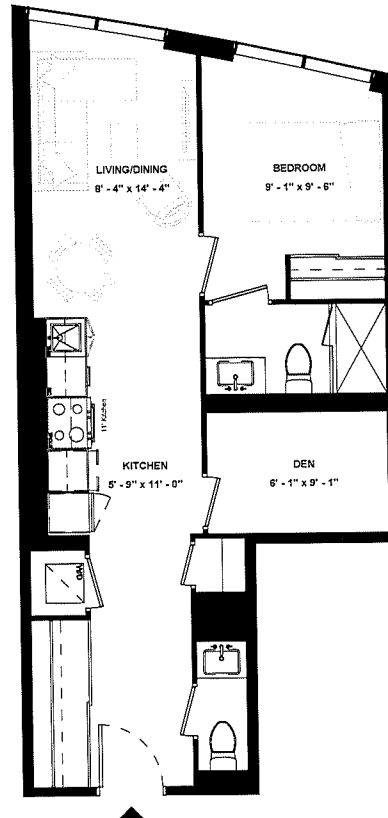
LEVEL 13



ISSUE DATE: 2023/06/02

Disclaimer: Drawings are not to scale. Materials, specifications, & floor plans are subject to change without notice. All renderings are artist's conceptions. All areas and stated room dimensions are approximate. Actual usable floor space may vary from the stated floor area. Floor area measured in accordance with Home Construction Regulatory Authority Directive, E.&O.E. Balcony sizes and configurations vary depending on floor level locations.

# SUITE 206



SUITE TYPE: 1B+D  
SUITE AREA: 624 SQFT  
BALCONY / TERRACE: N/A SQFT



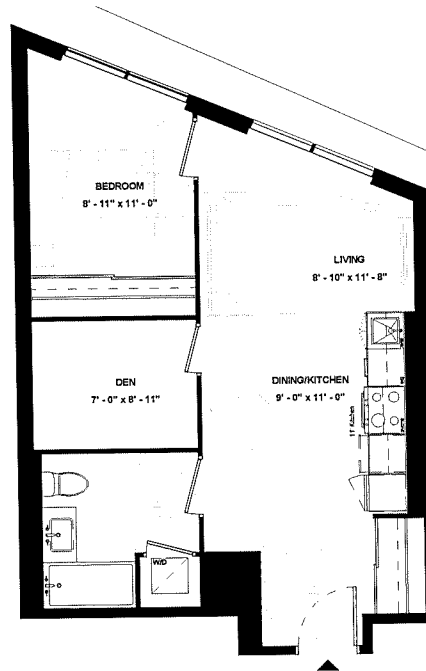
LEVEL 02

ISSUE DATE: 2023/06/02

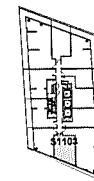


Disclaimer: Drawings are not to scale. Materials, specifications, & floor plans are subject to change without notice. All renderings are artist's conceptions. All areas and stated room dimensions are approximate. Actual usable floor space may vary from the stated floor area. Floor area measured in accordance with Home Construction Regulatory Authority Directive, E.&O.E. Balcony sizes and configurations vary depending on floor level locations.

# SUITE 1103



SUITE TYPE: 1B+D (BF)  
SUITE AREA: 624 SQFT  
BALCONY / TERRACE: N/A



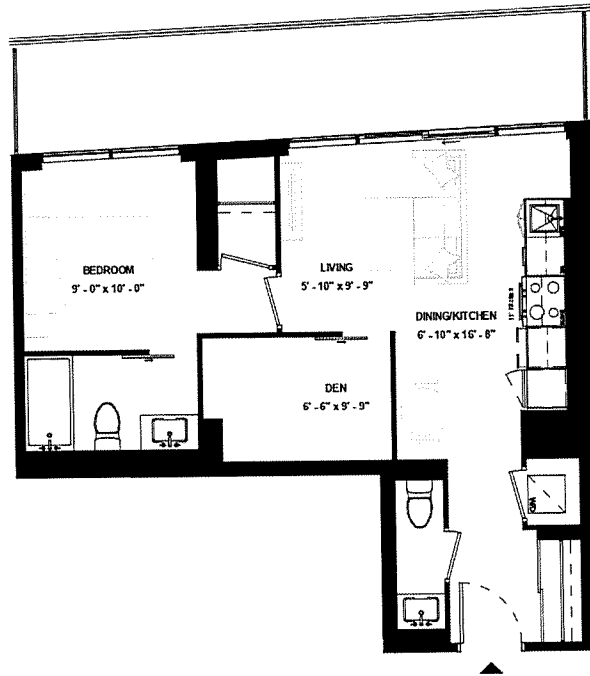
LEVEL 11

ISSUE DATE: 2023/06/02

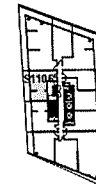


Disclaimer: Drawings are not to scale. Materials, specifications, & floor plans are subject to change without notice. All renderings are artist's conceptions. All areas and stated room dimensions are approximate. Actual usable floor space may vary from the stated floor area. Floor area measured in accordance with Home Construction Regulatory Authority Directive, E.&O.E. Balcony sizes and configurations vary depending on floor level locations.

# SUITE 1106



SUITE TYPE: 1B+D  
SUITE AREA: 629 SQFT  
BALCONY / TERRACE: 163 SQFT



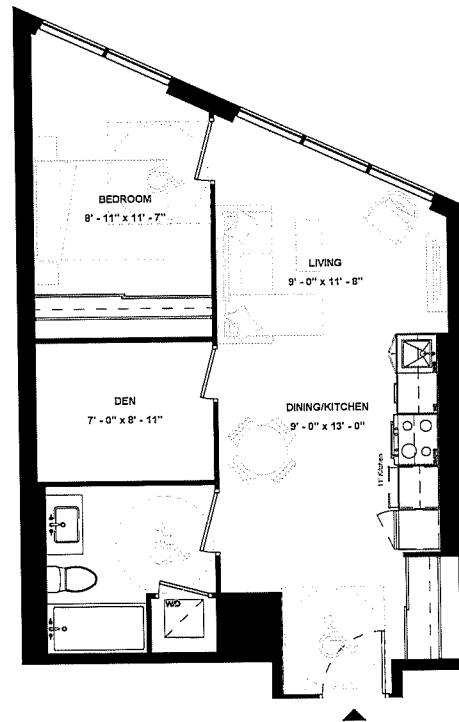
LEVEL 11



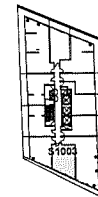
ISSUE DATE: 2023/06/02

Disclaimer: Drawings are not to scale. Materials, specifications, & floor plans are subject to change without notice. All renderings are artist's conceptions. All areas and stated room dimensions are approximate. Actual usable floor space may vary from the stated floor area. Floor area measured in accordance with Home Construction Regulatory Authority Directive, E.&O.E. Balcony sizes and configurations vary depending on floor level locations.

# SUITE 1003



SUITE TYPE: 1B+D (BF)  
SUITE AREA: 633 SQFT  
BALCONY / TERRACE: N/A



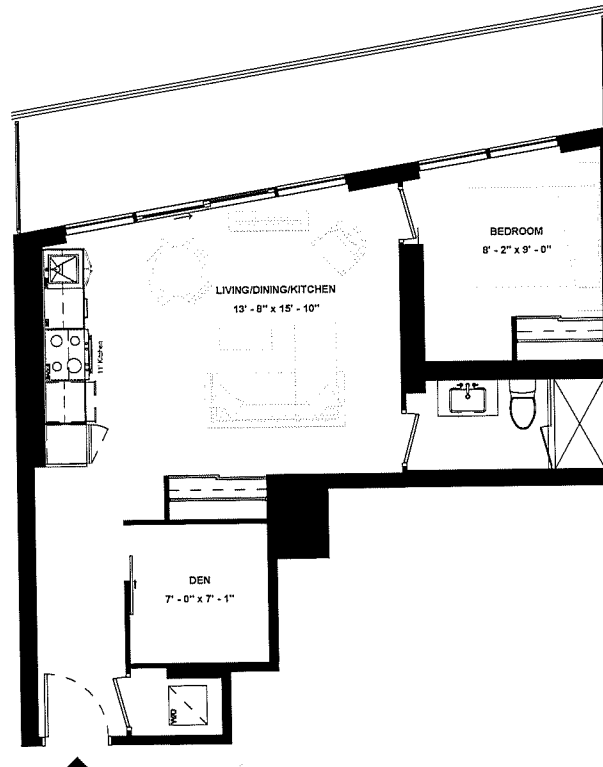
LEVEL 10

ISSUE DATE: 2023/06/02

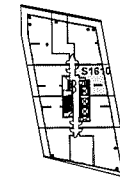


Disclaimer: Drawings are not to scale. Materials, specifications, & floor plans are subject to change without notice. All renderings are artist's conceptions. All areas and stated room dimensions are approximate. Actual usable floor space may vary from the stated floor area. Floor area measured in accordance with Home Construction Regulatory Authority Directive. E.&O.E. Balcony sizes and configurations vary depending on floor level locations.

# SUITE 1610



SUITE TYPE: 1B+D  
SUITE AREA: 634 SQFT  
BALCONY / TERRACE: 166 SQFT



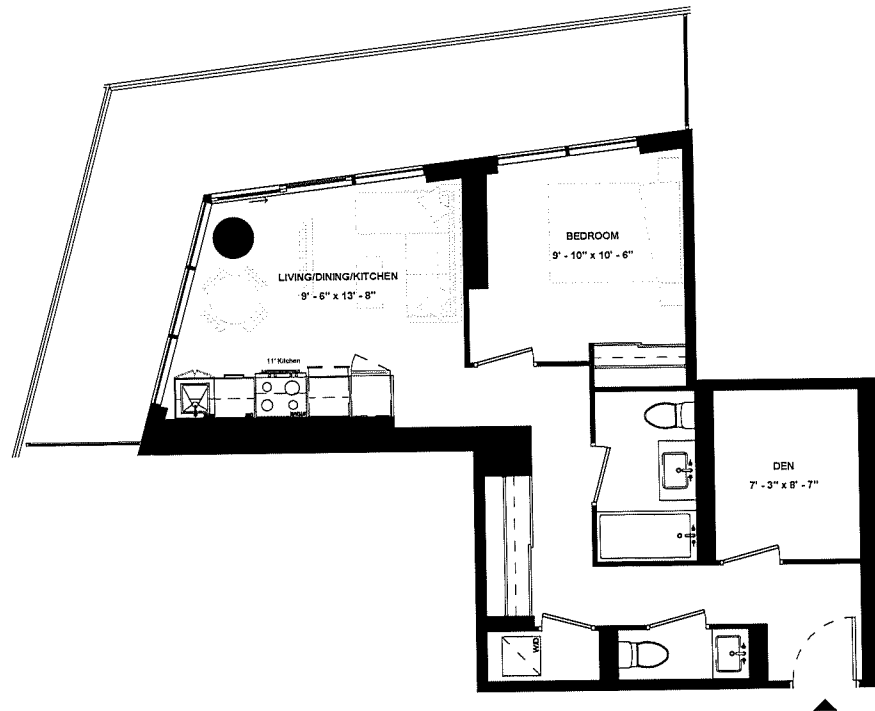
LEVEL 16



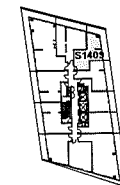
ISSUE DATE: 2023/06/02

Disclaimer: Drawings are not to scale. Materials, specifications, & floor plans are subject to change without notice. All renderings are artist's conceptions. All areas and stated room dimensions are approximate. Actual usable floor space may vary from the stated floor area. Floor area measured in accordance with Home Construction Regulatory Authority Directive. E.&O.E. Balcony sizes and configurations vary depending on floor level locations.

# SUITE 1409



SUITE TYPE: 1B+D  
SUITE AREA: 640 SQFT  
BALCONY / TERRACE: 236 SQFT



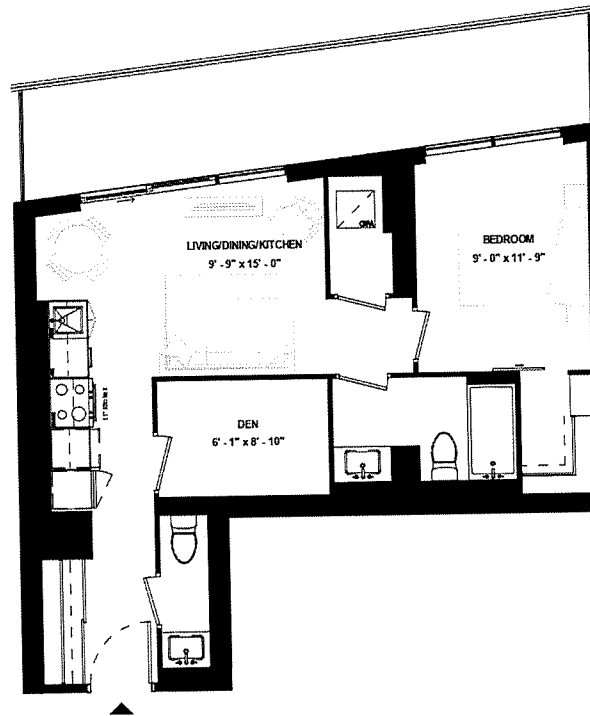
LEVEL 14



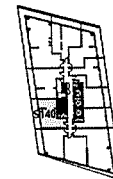
ISSUE DATE: 2023/06/02

Disclaimer: Drawings are not to scale. Materials, specifications, & floor plans are subject to change without notice. All renderings are artist's conceptions. All areas and related room dimensions are approximate. Actual usable floor space may vary from the stated floor area. Floor area measured in accordance with Home Construction Regulatory Authority Directive, E.&O.E. Balcony sizes and configurations vary depending on floor level locations.

# SUITE 1405



SUITE TYPE: 1B+D  
SUITE AREA: 645 SQFT  
BALCONY / TERRACE: 163 SQFT



LEVEL 14

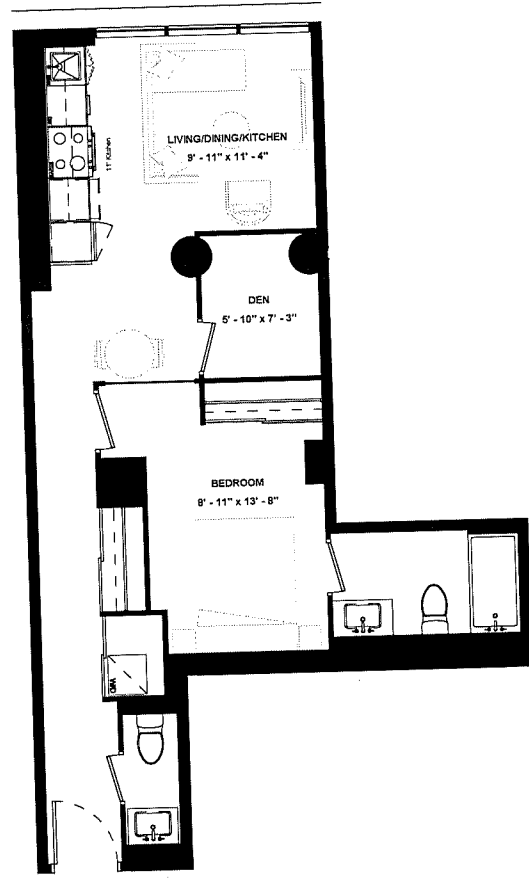


ISSUE DATE: 2023/06/02

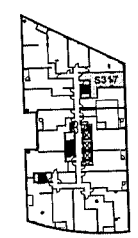
Disclaimer: Drawings are not to scale. Materials, specifications, & floor plans are subject to change without notice. All renderings are artist's conceptions. All areas and stated room dimensions are approximate. Actual usable floor space may vary from the stated floor area. Floor area measured in accordance with Home Construction Regulatory Authority Directive, E.&O.E. Balcony sizes and configurations vary depending on floor level locations.



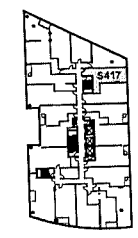
# SUITE 317 & SUITE 417 & SUITE 517



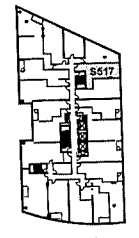
SUITE TYPE: 1B+D  
 SUITE AREA: 646 SQFT  
 BALCONY / TERRACE: N/A SQFT



LEVEL 03



LEVEL 04



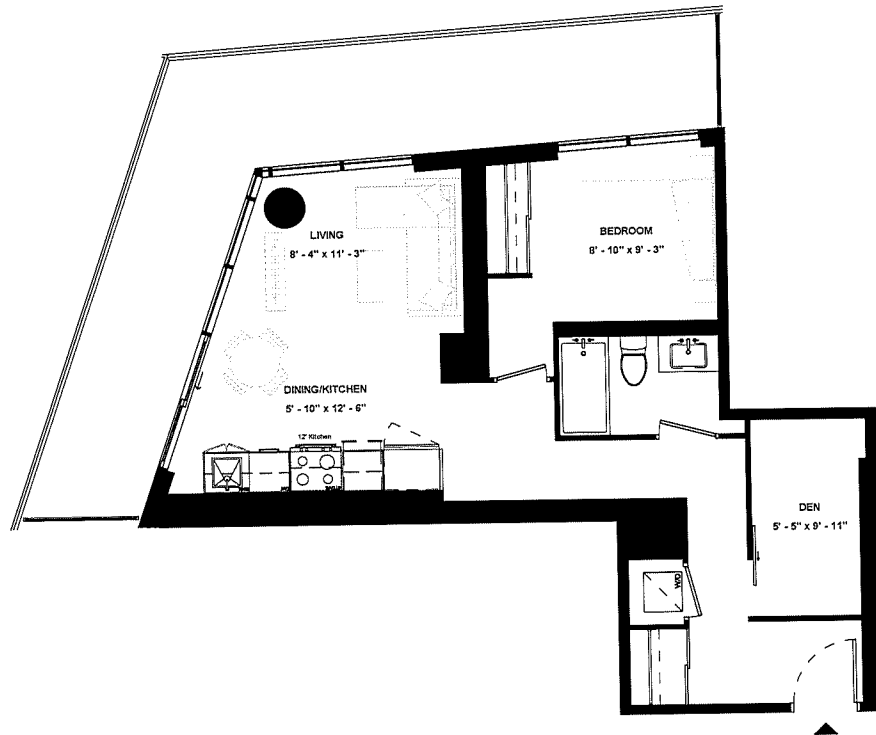
LEVEL 05

ISSUE DATE: 2023/06/02

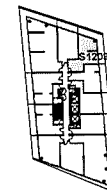


Disclaimer: Drawings are not to scale. Materials, specifications, & floor plans are subject to change without notice. All renderings are artist's conceptions. All areas and stated room dimensions are approximate. Actual usable floor space may vary from the stated floor area. Floor area measured in accordance with Home Construction Regulatory Authority Directive, E.&O.E. Balcony sizes and configurations vary depending on floor level locations.

# SUITE 1209



SUITE TYPE: 1B+D  
SUITE AREA: 653 SQFT  
BALCONY / TERRACE: 259 SQFT



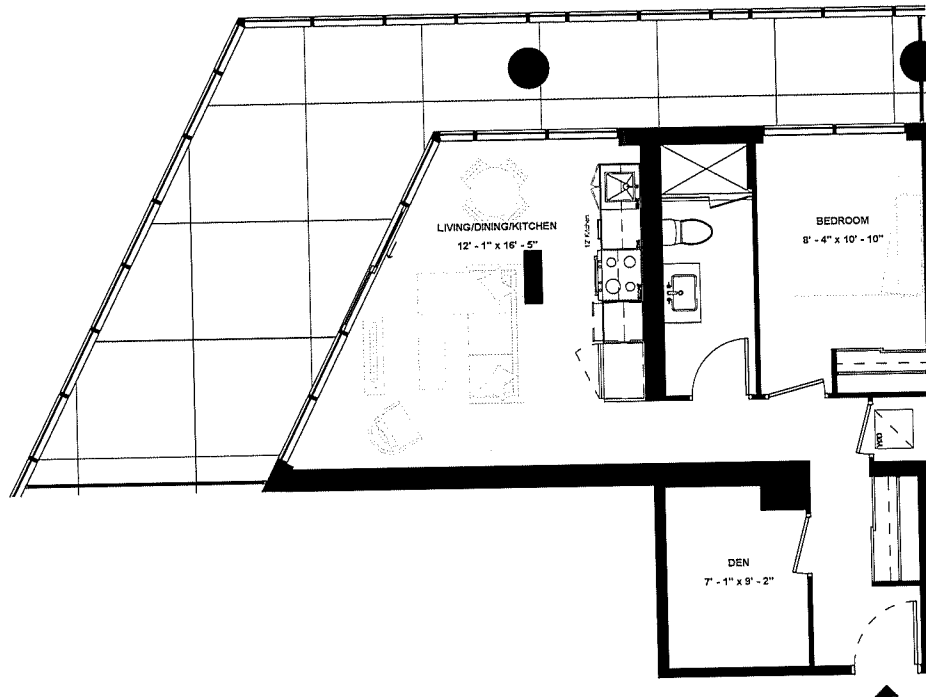
LEVEL 12



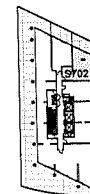
ISSUE DATE: 2023/06/02

Disclaimer: Drawings are not to scale. Materials, specifications, & floor plans are subject to change without notice. All renderings are artist's conceptions. All areas and stated room dimensions are approximate. Actual usable floor space may vary from the stated floor area. Floor area measured in accordance with Home Construction Regulatory Authority Directive, E.&O.E. Balcony sizes and configurations vary depending on floor level locations.

# SUITE 702



SUITE TYPE: 1B+D  
SUITE AREA: 656 SQFT  
BALCONY / TERRACE: 398 SQFT



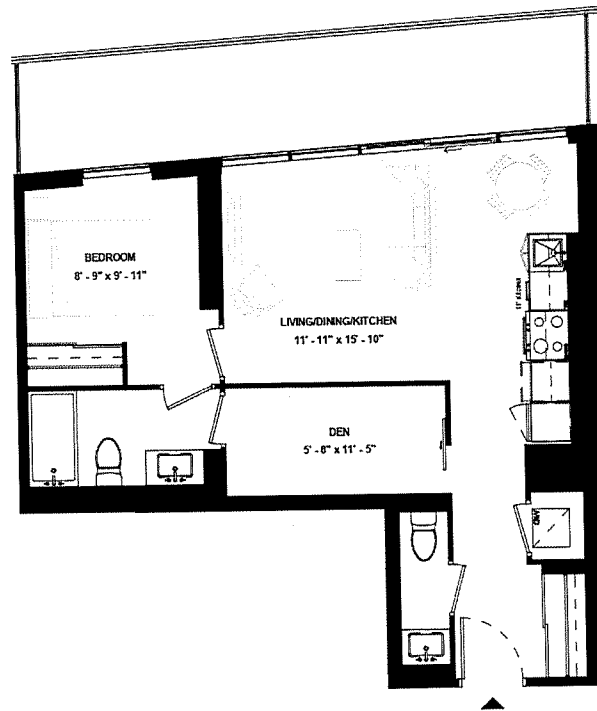
LEVEL 07



ISSUE DATE: 2023/06/02

Disclaimer: Drawings are not to scale. Materials, specifications, & floor plans are subject to change without notice. All renderings are artist's conceptions. All areas and stated room dimensions are approximate. Actual usable floor space may vary from the stated floor area. Floor area measured in accordance with Home Construction Regulatory Authority Directive, E.&O.E. Balcony sizes and configurations vary depending on floor level locations.

# SUITE 1206



SUITE TYPE: 1B+D  
SUITE AREA: 666 SQFT  
BALCONY / TERRACE: 164 SQFT



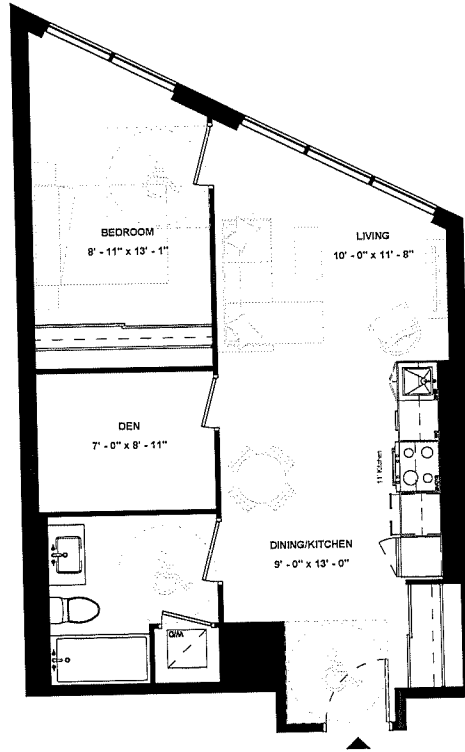
LEVEL 12



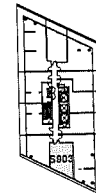
ISSUE DATE: 2023/06/02

Disclaimer: Drawings are not to scale. Materials, specifications, & floor plans are subject to change without notice. All renderings are artist's conceptions. All areas and stated room dimensions are approximate. Actual usable floor space may vary from the stated floor area. Floor area measured in accordance with Home Construction Regulatory Authority Directive, E.60 E. Balcony sizes and configurations vary depending on floor level locations.

# SUITE 903



SUITE TYPE: 1B+D (BF)  
SUITE AREA: 660 SQFT  
BALCONY / TERRACE: N/A



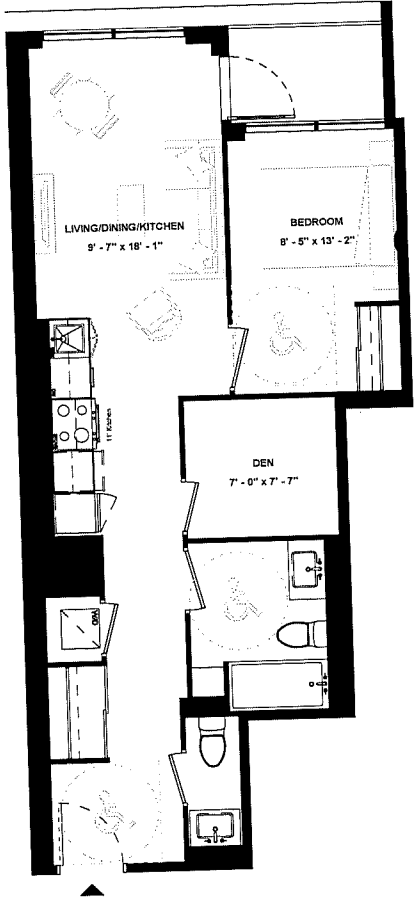
LEVEL 09

ISSUE DATE: 2023/06/02

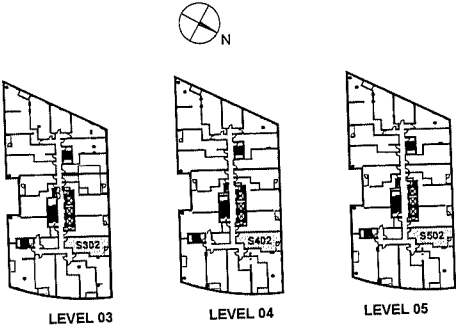


Disclaimer: Drawings are not to scale. Materials, specifications, & floor plans are subject to change without notice. All renderings are artist's conceptions. All areas and stated room dimensions are approximate. Actual usable floor space may vary from the stated floor area. Floor area measured in accordance with Home Construction Regulatory Authority Directive, E.&O.E. Balcony sizes and configurations vary depending on floor level locations.

**SUITE 302 &  
SUITE 402 &  
SUITE 502**



SUITE TYPE: 1B+D (BF)  
 SUITE AREA: 663 SQFT  
 BALCONY / TERRACE: 35 SQFT

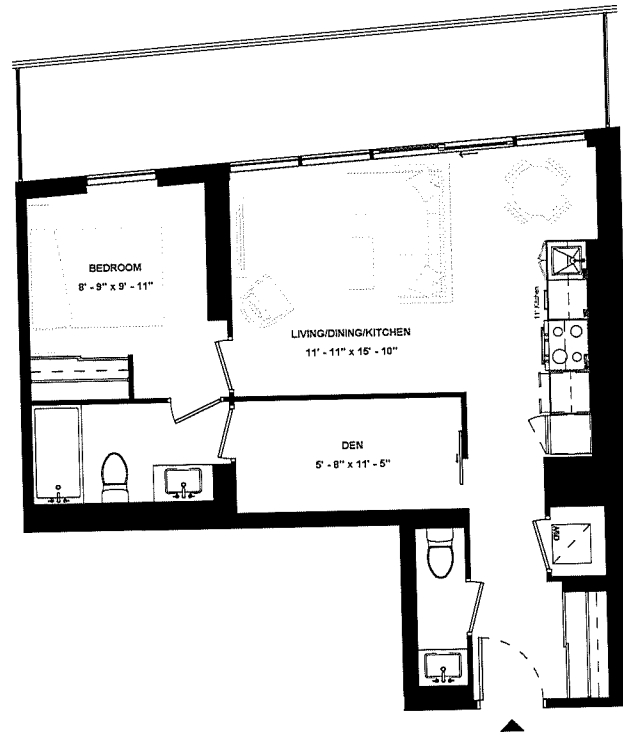


ISSUE DATE: 2023/06/02

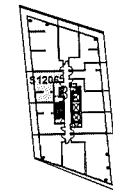


Disclaimer: Drawings are not to scale. Materials, specifications, & floor plans are subject to change without notice. All renderings are artist's conceptions. All areas and stated room dimensions are approximate. Actual usable floor space may vary from the stated floor area. Floor area measured in accordance with Home Construction Regulatory Authority Directive. E.&O.E. Balcony sizes and configurations vary depending on floor level locations.

# SUITE 1206



SUITE TYPE: 1B+D  
SUITE AREA: 666 SQFT  
BALCONY / TERRACE: 164 SQFT



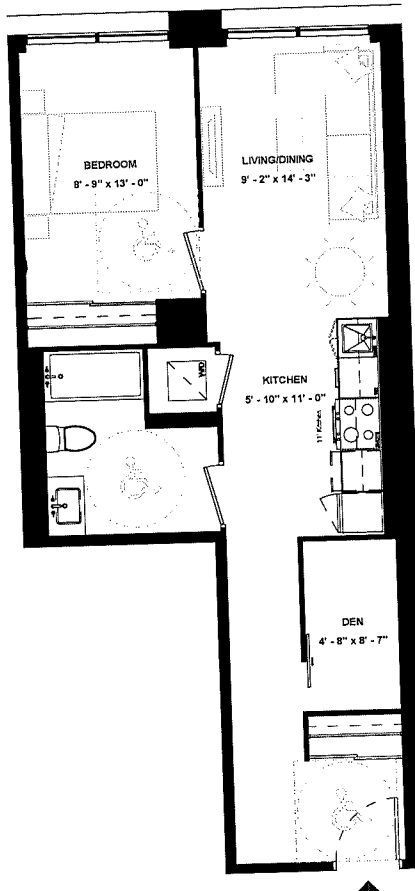
LEVEL 12



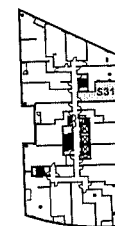
ISSUE DATE: 2023/06/02

Disclaimer: Drawings are not to scale. Materials, specifications, & floor plans are subject to change without notice. All renderings are artist's conceptions. All areas and stated room dimensions are approximate. Actual usable floor space may vary from the stated floor area. Floor area measured in accordance with Home Construction Regulatory Authority Directive. E.&O.E. Balcony sizes and configurations vary depending on floor level locations.

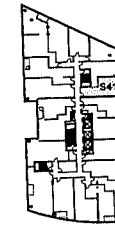
# SUITE 318 & SUITE 418 & SUITE 518



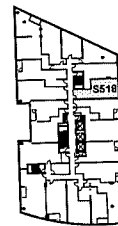
SUITE TYPE: 1B+D (BF)  
 SUITE AREA: 667 SQFT  
 BALCONY / TERRACE: N/A SQFT



LEVEL 03



LEVEL 04



LEVEL 05

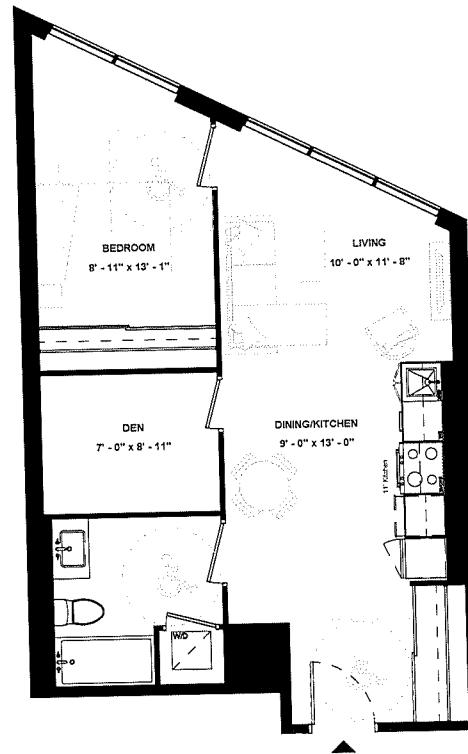
ISSUE DATE: 2023/06/02



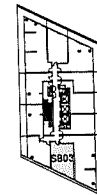
Disclaimer: Drawings are not to scale. Materials, specifications, & floor plans are subject to change without notice. All renderings are artist's conceptions. All areas and stated room dimensions are approximate. Actual usable floor space may vary from the stated floor area. Floor area measured in accordance with Home Construction Regulatory Authority Directive. E.&O.E. Balcony sizes and configurations vary depending on floor level locations.



# SUITE 803



SUITE TYPE: 1B+D (BF)  
SUITE AREA: 668 SQFT  
BALCONY / TERRACE: N/A SQFT



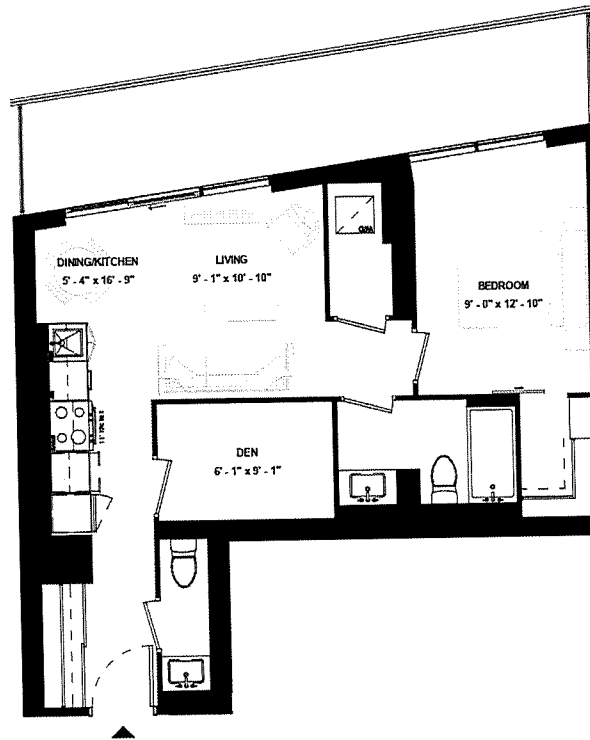
LEVEL 08

ISSUE DATE: 2023/06/02

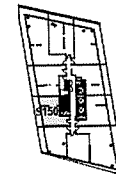


Disclaimer: Drawings are not to scale. Materials, specifications, & floor plans are subject to change without notice. All renderings are artist's conceptions. All areas and stated room dimensions are approximate. Actual usable floor space may vary from the stated floor area. Floor area measured in accordance with Home Construction Regulatory Authority Directive. E.&O.E. Balcony sizes and configurations vary depending on floor level locations.

# SUITE 1505



SUITE TYPE: 1B+D  
SUITE AREA: 669 SQFT  
BALCONY / TERRACE: 165 SQFT



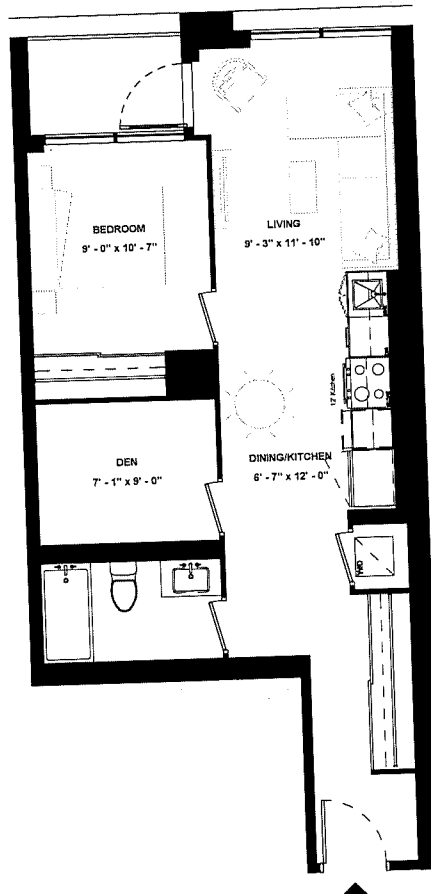
LEVEL 15



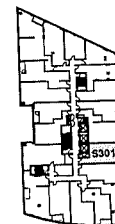
ISSUE DATE: 2023/06/02

Disclaimer: Drawings are not to scale. Materials, specifications, & floor plans are subject to change without notice. All renderings are artist's conceptions. All areas and stated room dimensions are approximate. Actual usable floor space may vary from the stated floor area. Floor area measured in accordance with Home Construction Regulatory Authority Directive, E.&O.E. Balcony sizes and configurations vary depending on floor level locations.

**SUITE 301 &  
SUITE 401 &  
SUITE 501**



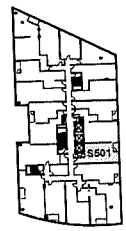
SUITE TYPE: 1B+D  
 SUITE AREA: 671 SQFT  
 BALCONY / TERRACE: 35 SQFT



LEVEL 03



LEVEL 04



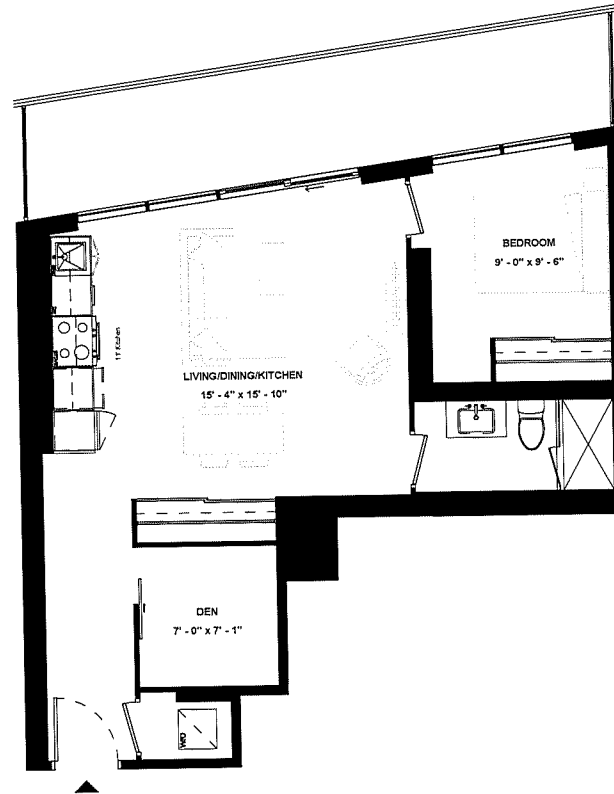
LEVEL 05

ISSUE DATE: 2023/06/02



Disclaimer: Drawings are not to scale. Materials, specifications, & floor plans are subject to change without notice. All renderings are artist's conceptions. All areas and stated room dimensions are approximate. Actual usable floor space may vary from the stated floor area. Floor area measured in accordance with Home Construction Regulatory Authority Directive, E.&O.E. Balcony sizes and configurations vary depending on floor level locations.

# SUITE 1510



SUITE TYPE: 1B+D  
SUITE AREA: 677 SQFT  
BALCONY / TERRACE: 165 SQFT



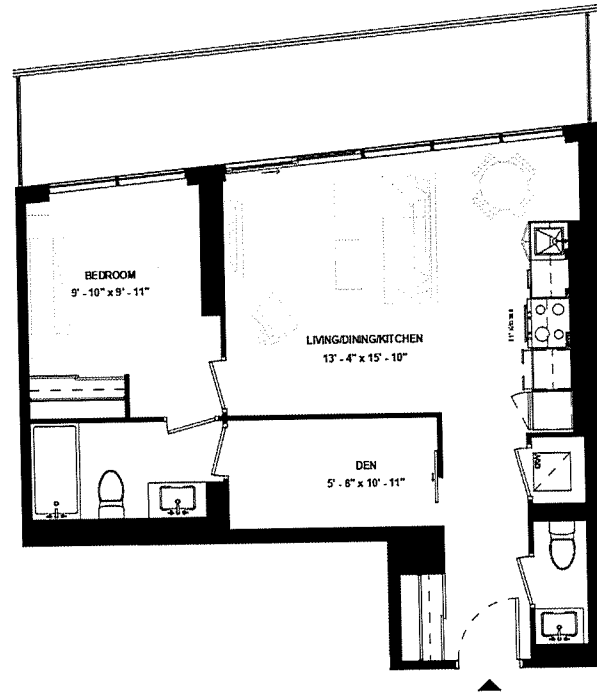
LEVEL 15



ISSUE DATE: 2023/06/02

Disclaimer: Drawings are not to scale. Materials, specifications, & floor plans are subject to change without notice. All renderings are artist's conceptions. All areas and stated room dimensions are approximate. Actual usable floor space may vary from the stated floor area. Floor area measured in accordance with Home Construction Regulatory Authority Directive, E.&O.E. Balcony sizes and configurations vary depending on floor level locations.

# SUITE 1306



SUITE TYPE: 1B+D  
SUITE AREA: 678 SQFT  
BALCONY / TERRACE: 164 SQFT



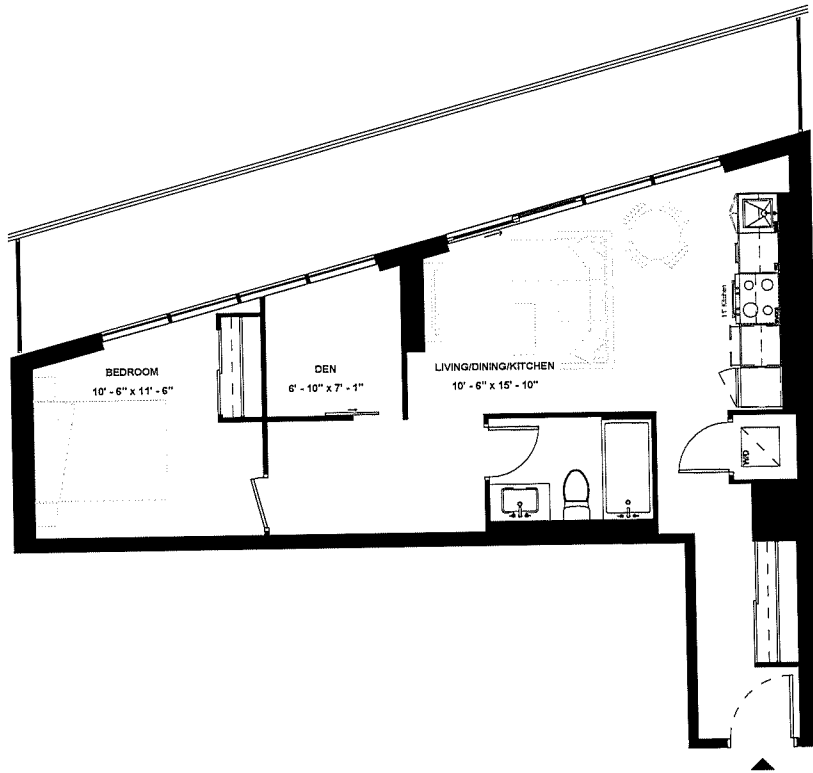
LEVEL 13



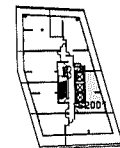
ISSUE DATE: 2023/06/02

Disclaimer: Drawings are not to scale. Materials, specifications, & floor plans are subject to change without notice. All renderings are artist's conceptions. All areas and stated room dimensions are approximate. Actual usable floor space may vary from the stated floor area. Floor area measured in accordance with Home Construction Regulatory Authority Directive, E.80 E. Balcony sizes and configurations vary depending on floor level locations.

# SUITE 2001



SUITE TYPE: 1B+D  
SUITE AREA: 689 SQFT  
BALCONY / TERRACE: 225 SQFT



LEVEL 20

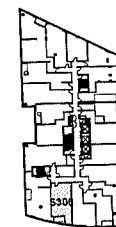
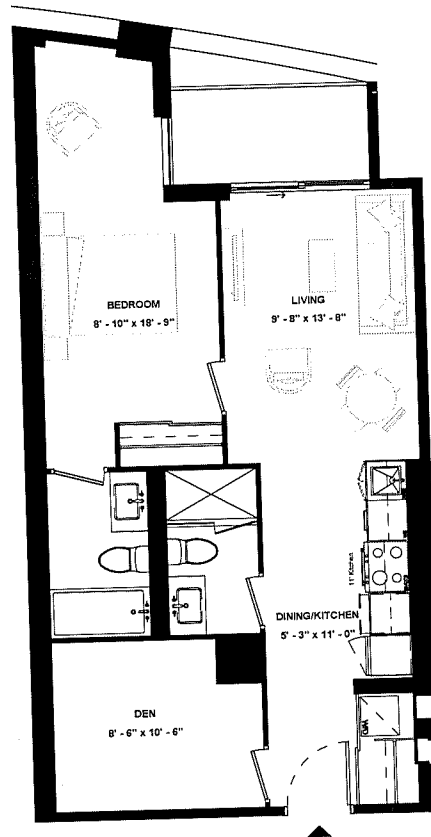
ISSUE DATE: 2023/06/02



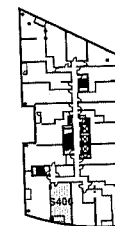
Disclaimer: Drawings are not to scale. Materials, specifications, & floor plans are subject to change without notice. All renderings are artist's conceptions. All areas and stated room dimensions are approximate. Actual usable floor space may vary from the stated floor area. Floor area measured in accordance with Home Construction Regulatory Authority Directive. E.&O.E. Balcony sizes and configurations vary depending on floor level locations.

# SUITE 306 & SUITE 406 & SUITE 506

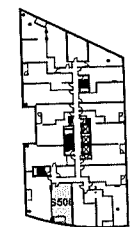
SUITE TYPE: 1B+D  
 SUITE AREA: 690 SQFT  
 BALCONY / TERRACE: 45 SQFT



LEVEL 03



LEVEL 04



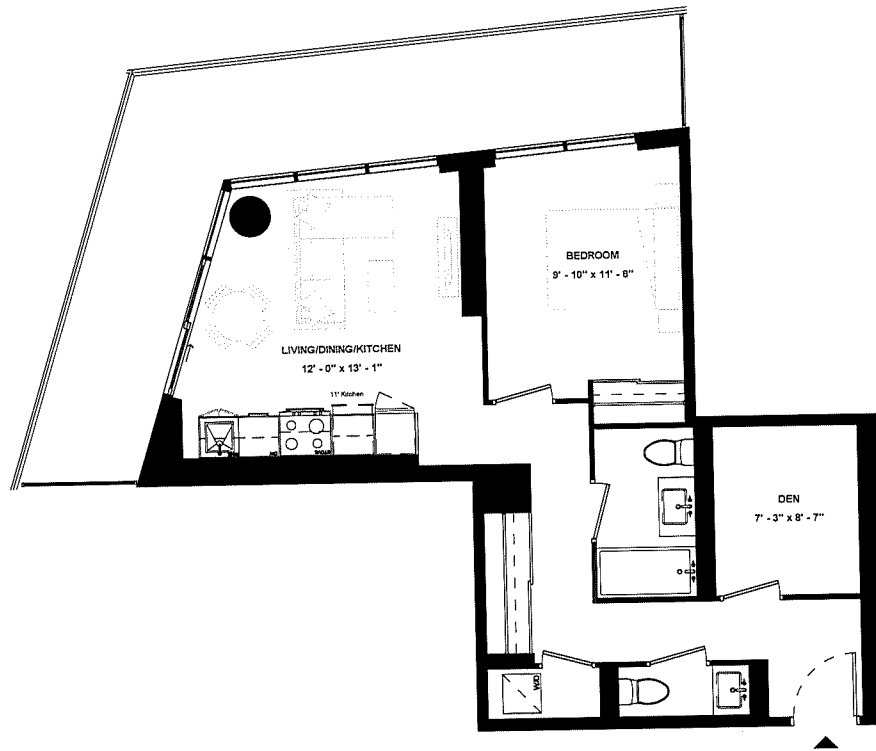
LEVEL 05

ISSUE DATE: 2023/06/02

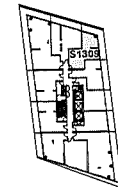


Disclaimer: Drawings are not to scale. Materials, specifications, & floor plans are subject to change without notice. All renderings are artist's conceptions. All areas and stated room dimensions are approximate. Actual usable floor space may vary from the stated floor area. Floor area measured in accordance with Home Construction Regulatory Authority Directive, E.&O.E. Balcony sizes and configurations vary depending on floor level locations.

# SUITE 1309



SUITE TYPE: 1B+D  
SUITE AREA: 691 SQFT  
BALCONY / TERRACE: 243 SQFT



LEVEL 13

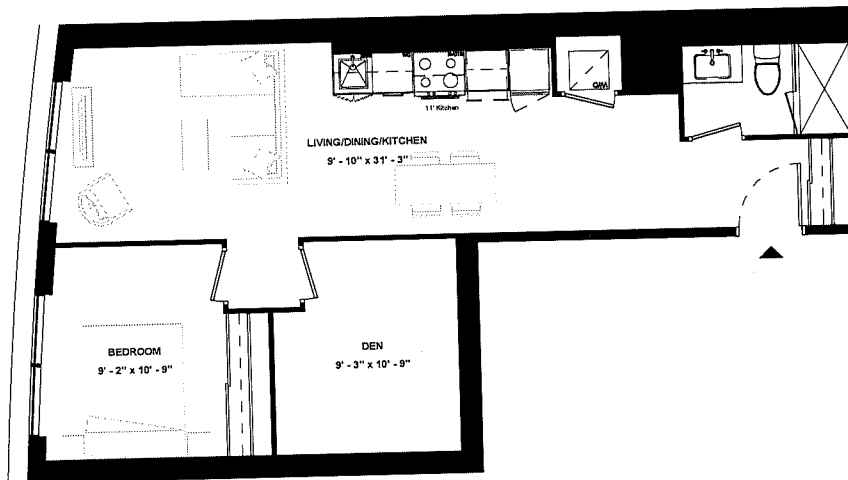


ISSUE DATE: 2023/06/02

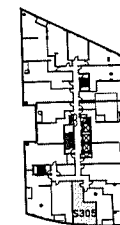
Disclaimer: Drawings are not to scale. Materials, specifications, & floor plans are subject to change without notice. All renderings are artist's conceptions. All areas and stated room dimensions are approximate. Actual usable floor space may vary from the stated floor area. Floor area measured in accordance with Home Construction Regulatory Authority Directive, E.&O.E. Balcony sizes and configurations vary depending on floor level locations.



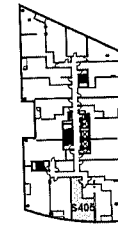
# SUITE 305 & SUITE 405 & SUITE 505



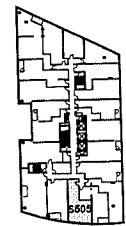
SUITE TYPE: 1B+D  
 SUITE AREA: 692 SQFT  
 BALCONY / TERRACE: N/A SQFT



LEVEL 03



LEVEL 04



LEVEL 05

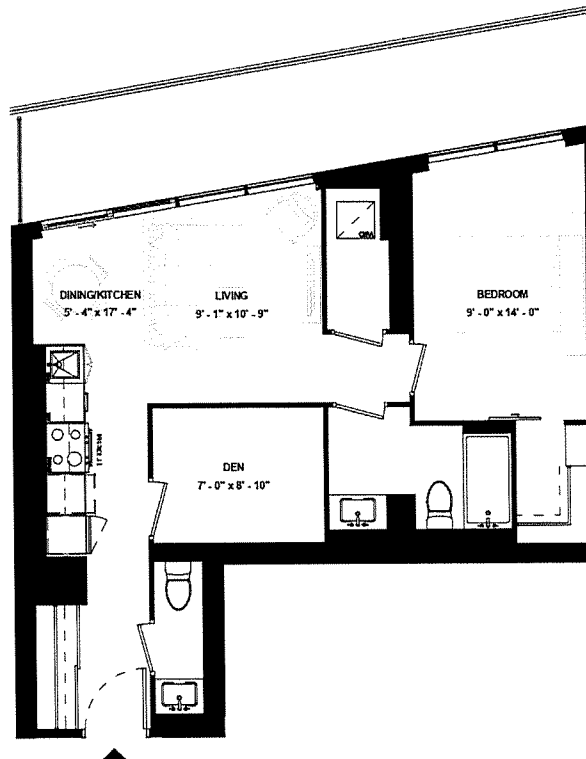
ISSUE DATE: 2023/06/02



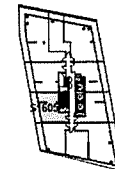
**HARHAY**  
DEVELOPMENTS

Disclaimer: Drawings are not to scale. Materials, specifications, & floor plans are subject to change without notice. All renderings are artist's conceptions. All areas and stated room dimensions are approximate. Actual usable floor space may vary from the stated floor area. Floor area measured in accordance with Home Construction Regulatory Authority Directive, E.&O.E. Balcony sizes and configurations vary depending on floor level locations.

# SUITE 1605



SUITE TYPE: 1B+D  
SUITE AREA: 698 SQFT  
BALCONY / TERRACE: 166 SQFT



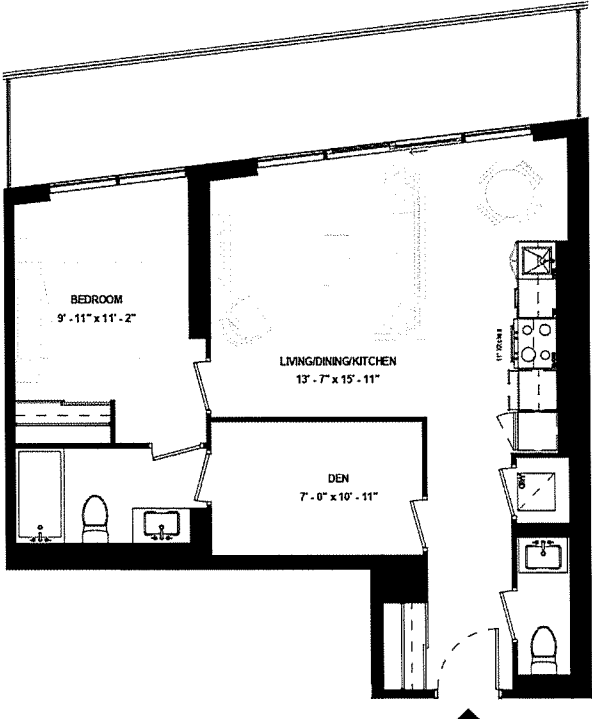
LEVEL 16

ISSUE DATE: 2023/06/02

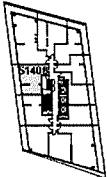


Disclaimer: Drawings are not to scale. Materials, specifications, & floor plans are subject to change without notice. All renderings are artist's conceptions. All areas and stated room dimensions are approximate. Actual usable floor space may vary from the stated floor area. Floor area measured in accordance with Home Construction Regulatory Authority Directive. E.&O.E. Balcony sizes and configurations vary depending on floor level locations.

**SUITE 1406**



SUITE TYPE: 1B+D  
 SUITE AREA: 723 SQFT  
 BALCONY / TERRACE: 163 SQFT



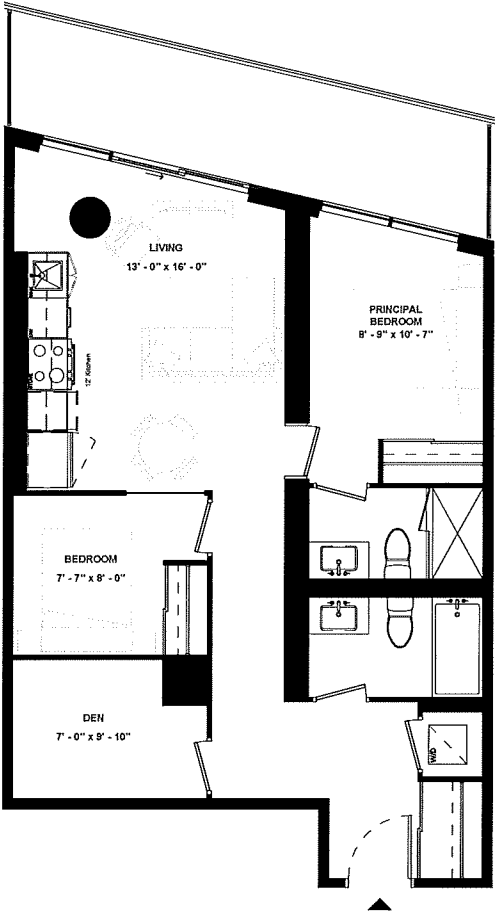
LEVEL 14



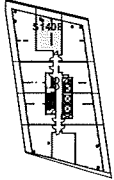
ISSUE DATE: 2023/06/02

Disclaimer: Drawings are not to scale. Materials, specifications, & floor plans are subject to change without notice. All renderings are artist's conceptions. All areas and stated room dimensions are approximate. Actual usable floor space may vary from the stated floor area. Floor area measured in accordance with Home Construction Regulatory Authority Directive. E.&O.E. Balcony sizes and configurations vary depending on floor level locations.

# SUITE 1508



SUITE TYPE: 2B+D  
 SUITE AREA: 798 SQFT  
 BALCONY / TERRACE: 137 SQFT



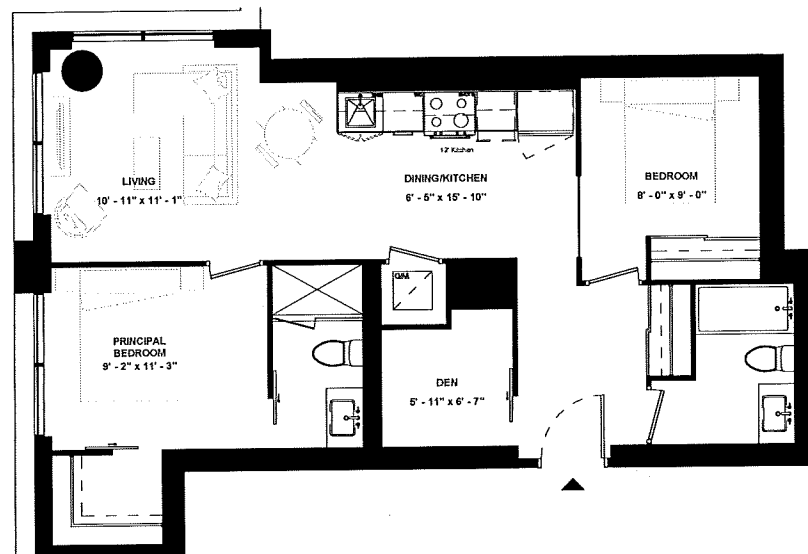
LEVEL 15



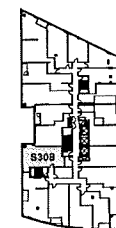
ISSUE DATE: 2023/06/02

Disclaimer: Drawings are not to scale. Materials, specifications, & floor plans are subject to change without notice. All renderings are artist's conceptions. All areas and stated room dimensions are approximate. Actual usable floor space may vary from the stated floor area. Floor area measured in accordance with Home Construction Regulatory Authority Directive, E.&O.E. Balcony sizes and configurations vary depending on floor level locations.

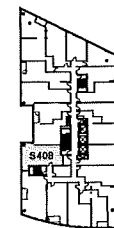
# SUITE 308 & SUITE 408 & SUITE 508



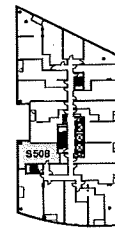
SUITE TYPE: 2B+D  
 SUITE AREA: 846 SQFT  
 BALCONY / TERRACE: N/A SQFT



LEVEL 03



LEVEL 04



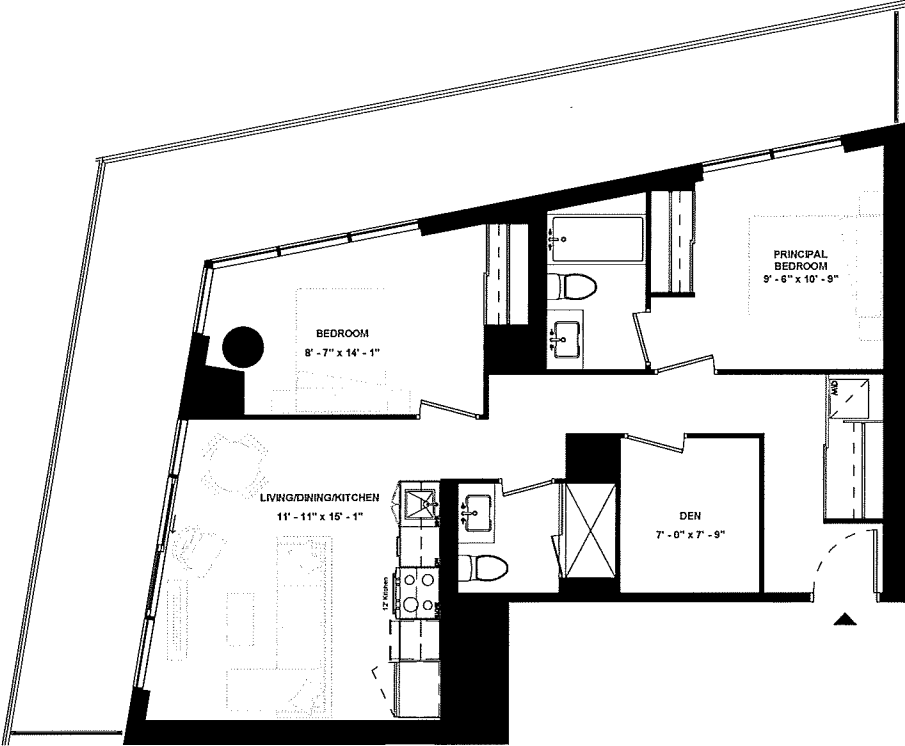
LEVEL 05

ISSUE DATE: 2023/06/02

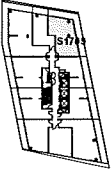


Disclaimer: Drawings are not to scale. Materials, specifications, & floor plans are subject to change without notice. All renderings are artist's conceptions. All areas and stated room dimensions are approximate. Actual usable floor space may vary from the stated floor area. Floor area measured in accordance with Home Construction Regulatory Authority Directive, E.&O.E. Balcony sizes and configurations vary depending on floor level locations.

# SUITE 1709



SUITE TYPE: 2B+D  
 SUITE AREA: 866 SQFT  
 BALCONY / TERRACE: 355 SQFT



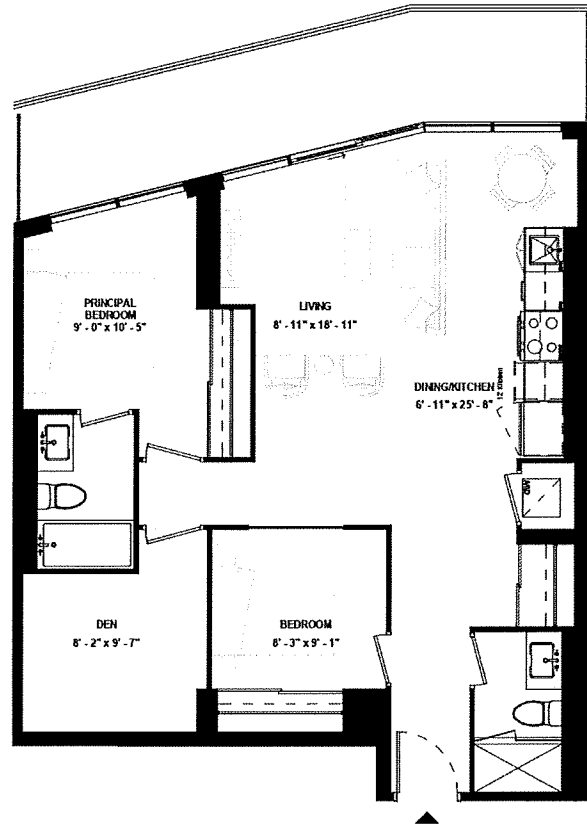
LEVEL 17



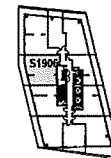
ISSUE DATE: 2023/06/02

Disclaimer: Drawings are not to scale. Materials, specifications, & floor plans are subject to change without notice. All renderings are artist's conceptions. All areas and stated room dimensions are approximate. Actual usable floor space may vary from the stated floor area. Floor area measured in accordance with Home Construction Regulatory Authority Directive. E.&O.E. Balcony sizes and configurations vary depending on floor level locations.

# SUITE 1906



SUITE TYPE: 2B+D  
SUITE AREA: 945 SQFT  
BALCONY / TERRACE: 167 SQFT



LEVEL 19

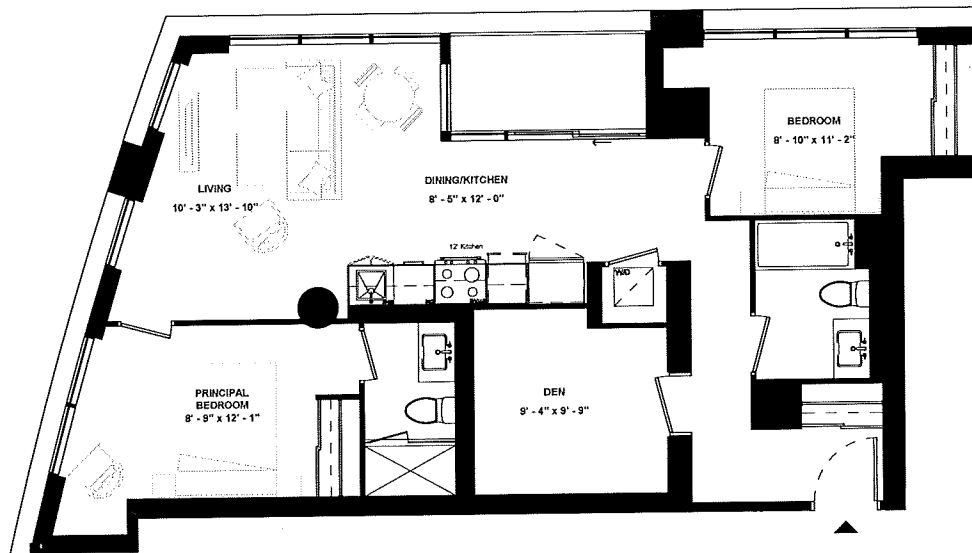


**HARHAY**  
DEVELOPMENTS

ISSUE DATE: 2023/06/02

Disclaimer: Drawings are not to scale. Materials, specifications, & floor plans are subject to change without notice. All renderings are artist's conceptions. All areas and stated room dimensions are approximate. Actual usable floor space may vary from the stated floor area. Floor area measured in accordance with Home Construction Regulatory Authority Directive, E.&O.E. Balcony sizes and configurations vary depending on floor level locations.

**SUITE 307 &  
SUITE 407 &  
SUITE 507**



SUITE TYPE: 2B+D  
 SUITE AREA: 958 SQFT  
 BALCONY / TERRACE: 45 SQFT



LEVEL 03



LEVEL 04



LEVEL 05



**HARHAY  
DEVELOPMENTS**

ISSUE DATE: 2023/06/02

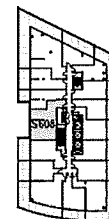
Disclaimer: Drawings are not to scale. Materials, specifications, & floor plans are subject to change without notice. All renderings are artist's conceptions. All areas and stated room dimensions are approximate. Actual usable floor space may vary from the stated floor area. Floor area measured in accordance with Home Construction Regulatory Authority Directive. E.&O.E. Balcony sizes and configurations vary depending on floor level locations.



# SUITE 608



SUITE TYPE: 2B+D  
SUITE AREA: 963 SQFT  
BALCONY / TERRACE: N/A SQFT



LEVEL 06

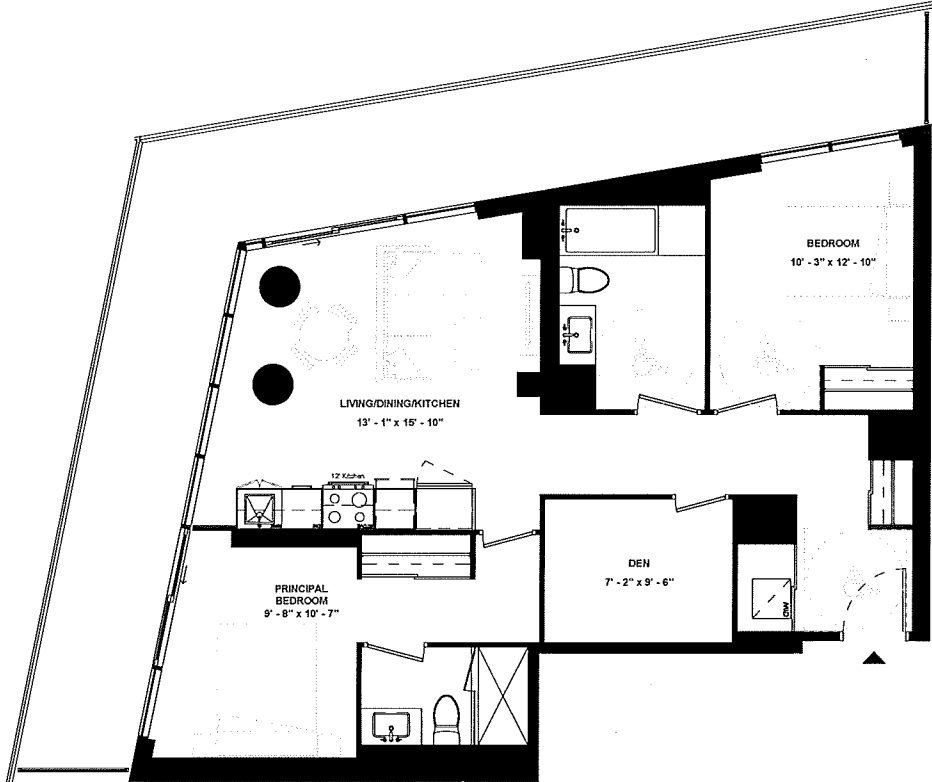


**HARHAY**  
DEVELOPMENTS

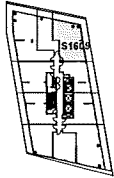
ISSUE DATE: 2023/06/02

Disclaimer: Drawings are not to scale. Materials, specifications, & floor plans are subject to change without notice. All renderings are artist's conceptions. All areas and stated room dimensions are approximate. Actual usable floor space may vary from the stated floor area. Floor area measured in accordance with Home Construction Regulatory Authority Directive, E & O.E. Balcony sizes and configurations vary depending on floor level locations.

# SUITE 1609



SUITE TYPE: 2B+D (BF)  
 SUITE AREA: 977 SQFT  
 BALCONY / TERRACE: 370 SQFT



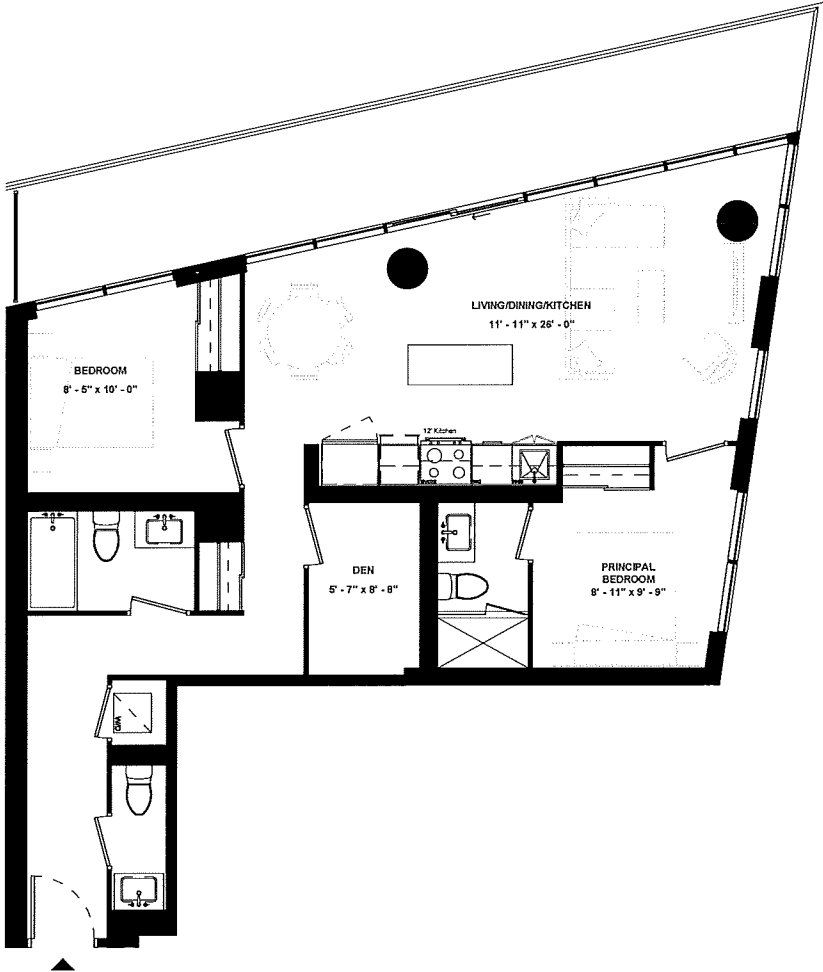
LEVEL 16



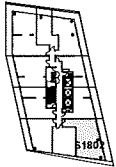
ISSUE DATE: 2023/06/02

Disclaimer: Drawings are not to scale. Materials, specifications, & floor plans are subject to change without notice. All renderings are artist's conceptions. All areas and stated room dimensions are approximate. Actual usable floor space may vary from the stated floor area. Floor area measured in accordance with Home Construction Regulatory Authority Directive, E.50.E. Balcony sizes and configurations vary depending on floor level locations.

# SUITE 1802



SUITE TYPE: 2B+D  
 SUITE AREA: 978 SQFT  
 BALCONY / TERRACE: 223 SQFT



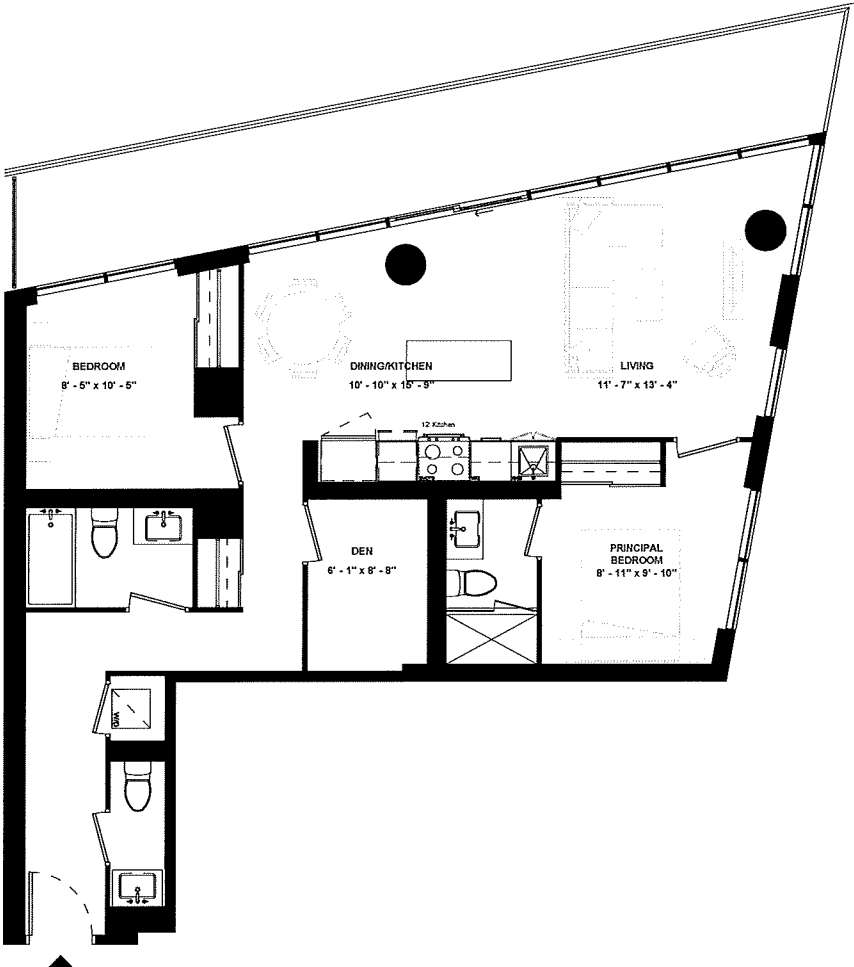
LEVEL 18



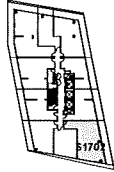
ISSUE DATE: 2023/06/02

Disclaimer: Drawings are not to scale. Materials, specifications, & floor plans are subject to change without notice. All renderings are artist's conceptions. All areas and stated room dimensions are approximate. Actual usable floor space may vary from the stated floor area. Floor area measured in accordance with Home Construction Regulatory Authority Directive. E.&O.E. Balcony sizes and configurations vary depending on floor level locations.

# SUITE 1702



SUITE TYPE: 2B+D  
 SUITE AREA: 1003 SQFT  
 BALCONY / TERRACE: 231 SQFT



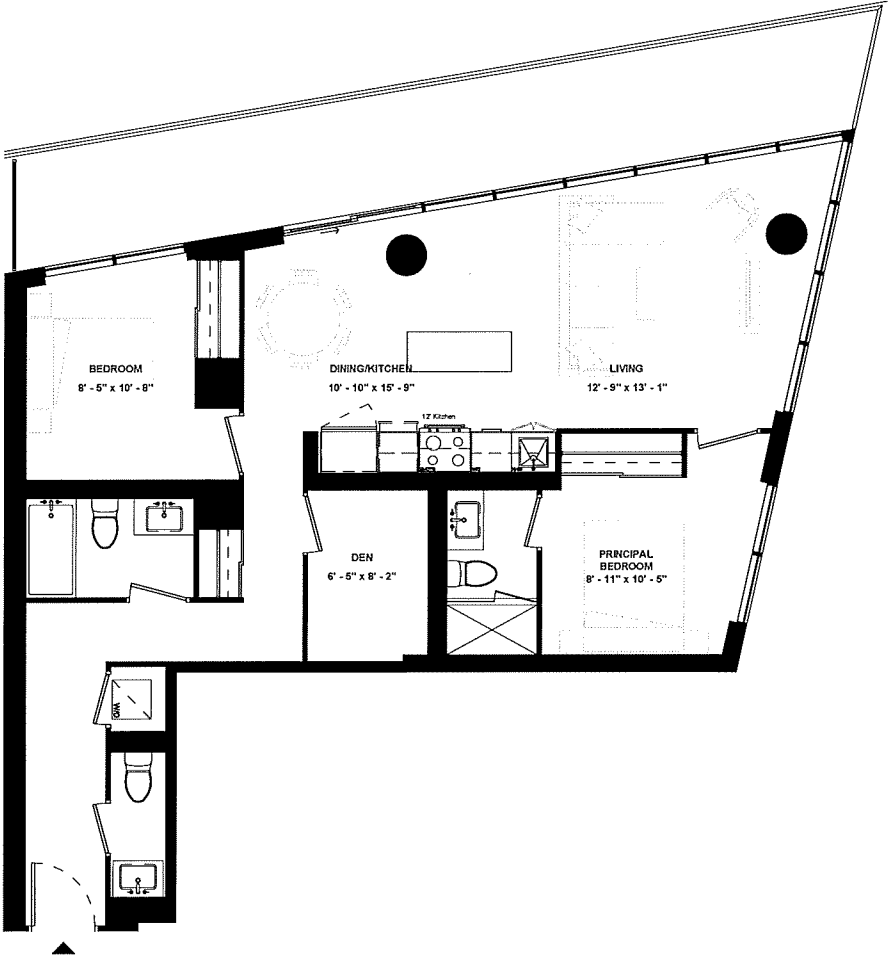
LEVEL 17



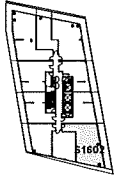
ISSUE DATE: 2023/06/02

Disclaimer: Drawings are not to scale. Materials, specifications, & floor plans are subject to change without notice. All renderings are artist's conceptions. All areas and stated room dimensions are approximate. Actual usable floor space may vary from the stated floor area. Floor area measured in accordance with Home Construction Regulatory Authority Directive. E.&O.E. Balcony sizes and configurations vary depending on floor level locations.

**SUITE 1602**



SUITE TYPE: 2B+D  
 SUITE AREA: 1027 SQFT  
 BALCONY / TERRACE: 238 SQFT



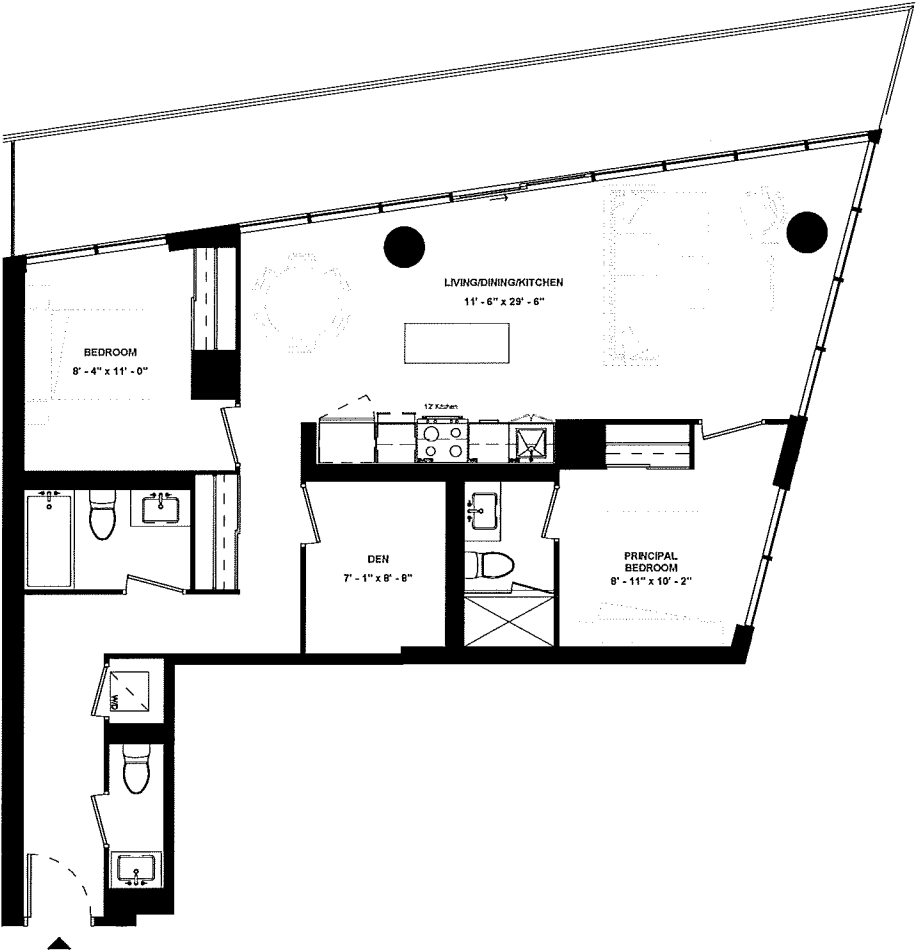
LEVEL 16



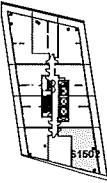
ISSUE DATE: 2023/06/02

Disclaimer: Drawings are not to scale. Materials, specifications, & floor plans are subject to change without notice. All renderings are artist's conceptions. All areas and stated room dimensions are approximate. Actual usable floor space may vary from the stated floor area. Floor area measured in accordance with Home Construction Regulatory Authority Directive. E.&O.E. Balcony sizes and configurations vary depending on floor level locations.

**SUITE 1502**



SUITE TYPE: 2B+D  
 SUITE AREA: 1049 SQFT  
 BALCONY / TERRACE: 246 SQFT



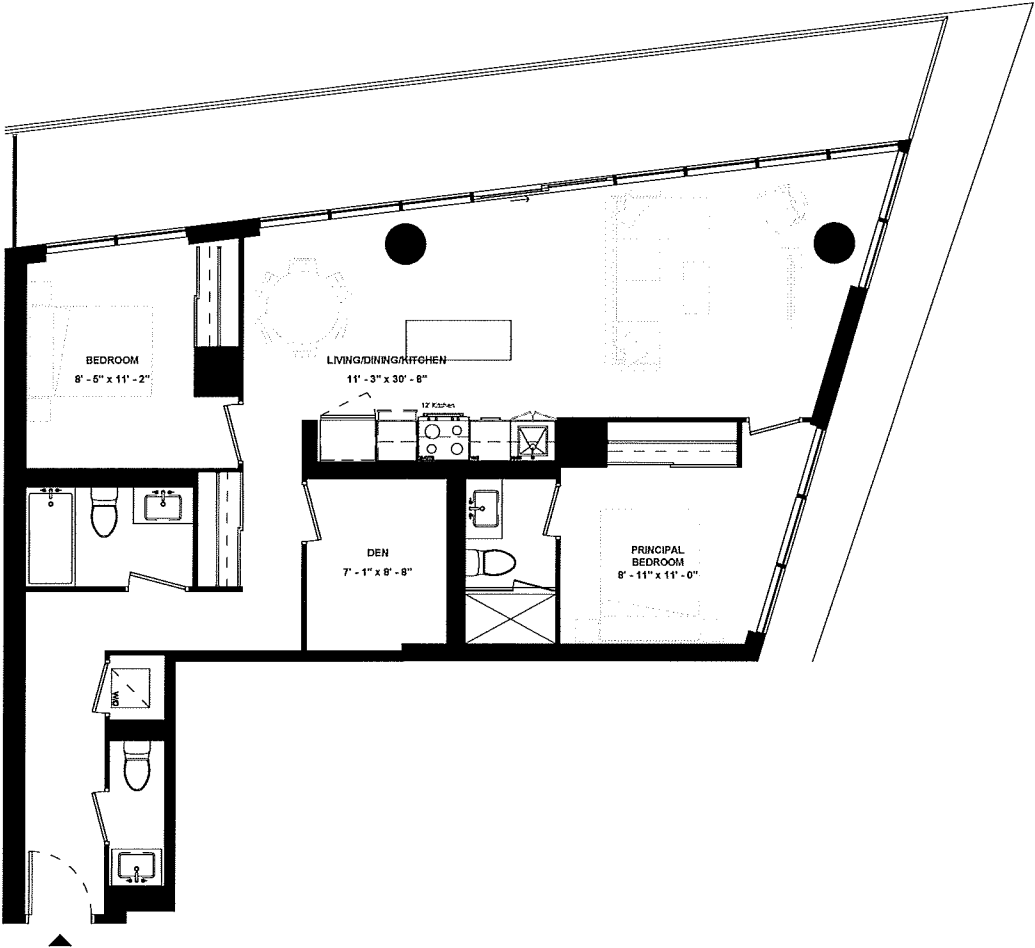
LEVEL 15



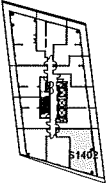
ISSUE DATE: 2023/06/02

Disclaimer: Drawings are not to scale. Materials, specifications, & floor plans are subject to change without notice. All renderings are artist's conceptions. All areas and stated room dimensions are approximate. Actual usable floor space may vary from the stated floor area. Floor area measured in accordance with Home Construction Regulatory Authority Directive. E.&O.E. Balcony sizes and configurations vary depending on floor level locations.

# SUITE 1402



SUITE TYPE: 2B+D  
 SUITE AREA: 1068 SQFT  
 BALCONY / TERRACE: 254 SQFT



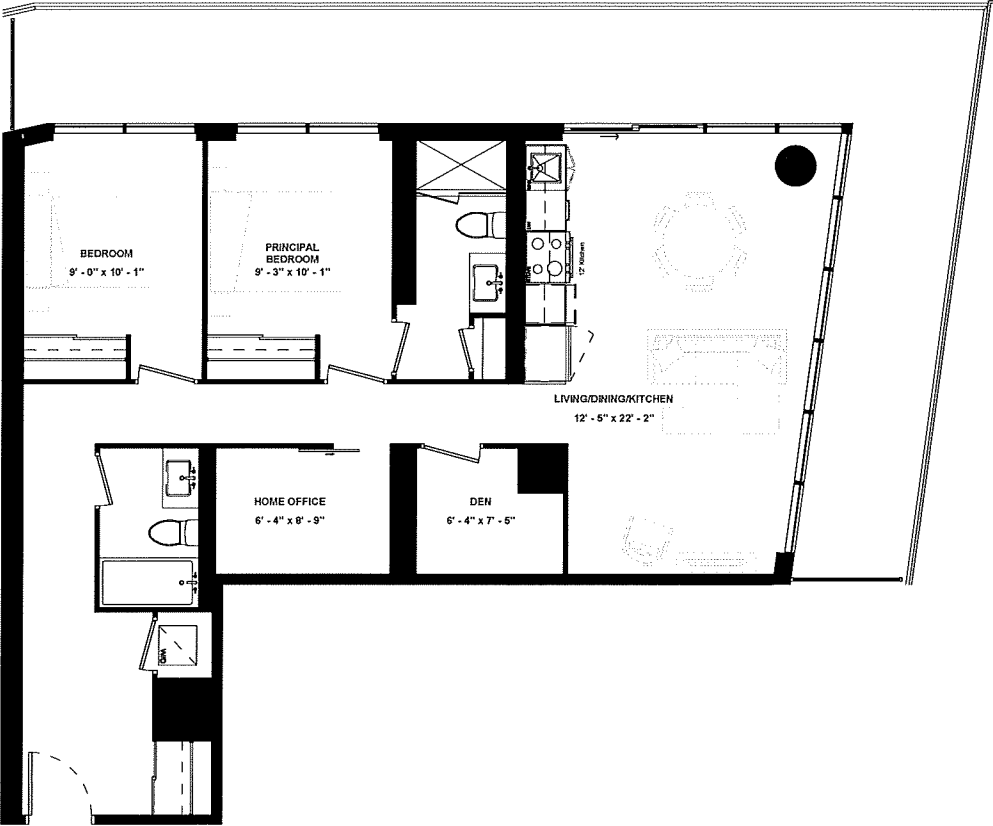
LEVEL 14



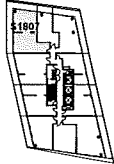
ISSUE DATE: 2023/06/02

Disclaimer: Drawings are not to scale. Materials, specifications, & floor plans are subject to change without notice. All renderings are artist's conceptions. All areas and stated room dimensions are approximate. Actual usable floor space may vary from the stated floor area. Floor area measured in accordance with Home Construction Regulatory Authority Directive. E.&O.E. Balcony sizes and configurations vary depending on floor level locations.

# SUITE 1807



SUITE TYPE: 2B+DEN+HOME OFFICE  
 SUITE AREA: 1072 SQFT  
 BALCONY / TERRACE: 394 SQFT



LEVEL 18

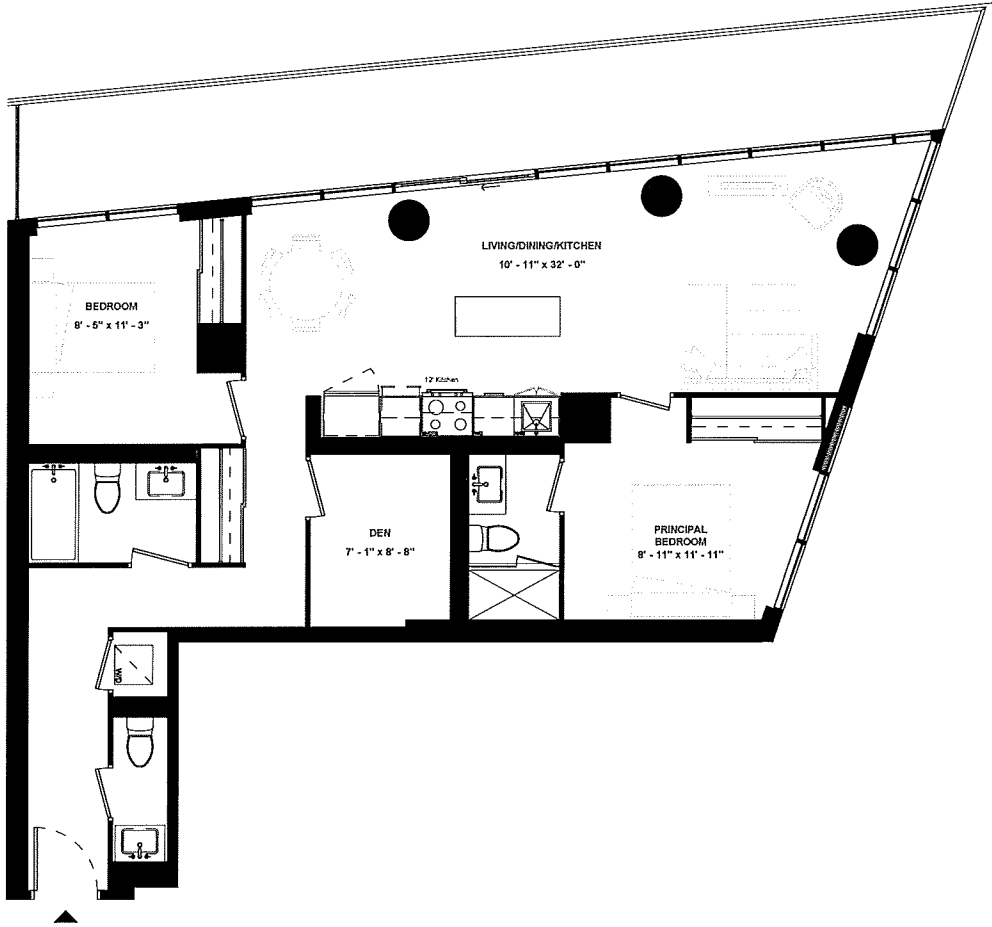


ISSUE DATE: 2023/06/02

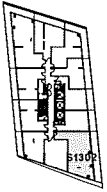
Disclaimer: Drawings are not to scale. Materials, specifications, & floor plans are subject to change without notice. All renderings are artist's conceptions. All areas and stated room dimensions are approximate. Actual usable floor space may vary from the stated floor area. Floor area measured in accordance with Home Construction Regulatory Authority Directive, E.&O.E. Balcony sizes and configurations vary depending on floor level locations.



# SUITE 1302



SUITE TYPE: 2B+D  
 SUITE AREA: 1083 SQFT  
 BALCONY / TERRACE: 262 SQFT



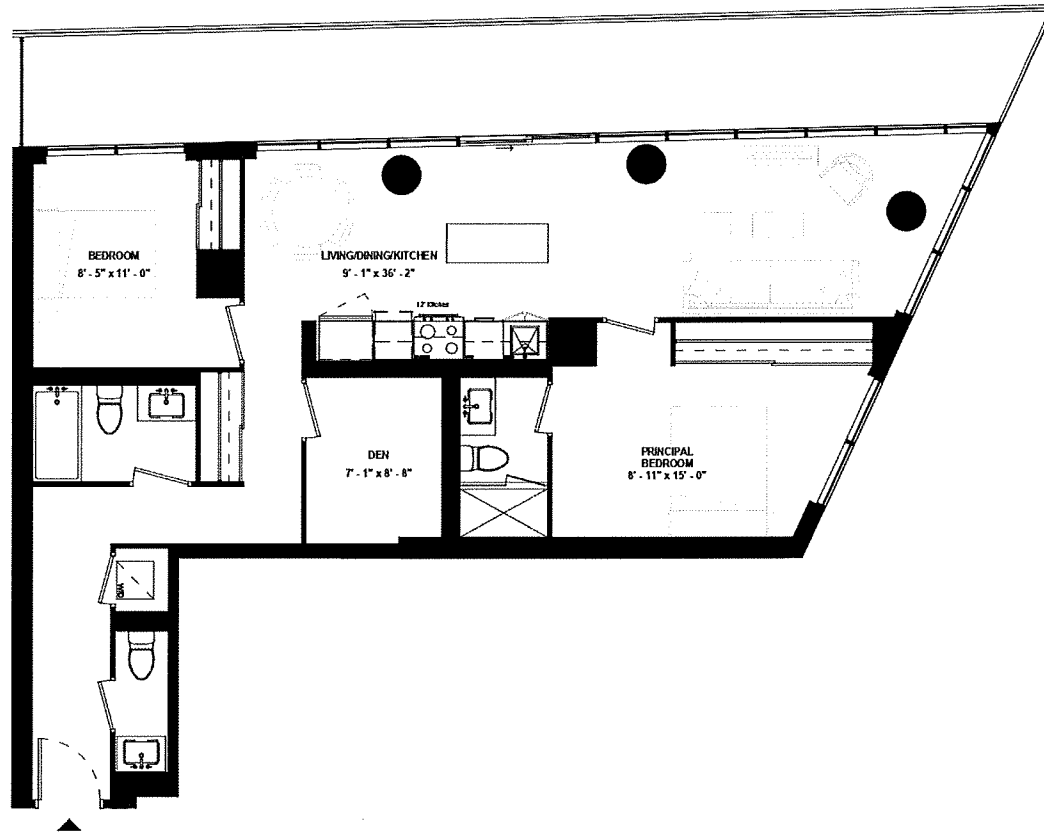
LEVEL 13



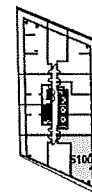
ISSUE DATE: 2023/06/02

Disclaimer: Drawings are not to scale. Materials, specifications, & floor plans are subject to change without notice. All renderings are artist's conceptions. All areas and stated room dimensions are approximate. Actual usable floor space may vary from the stated floor area. Floor area measured in accordance with Home Construction Regulatory Authority Directive, E.&O.E. Balcony sizes and configurations vary depending on floor level locations.

# SUITE 1002



SUITE TYPE: 2B+D  
SUITE AREA: 1095 SQFT  
BALCONY / TERRACE: 286 SQFT



LEVEL 10

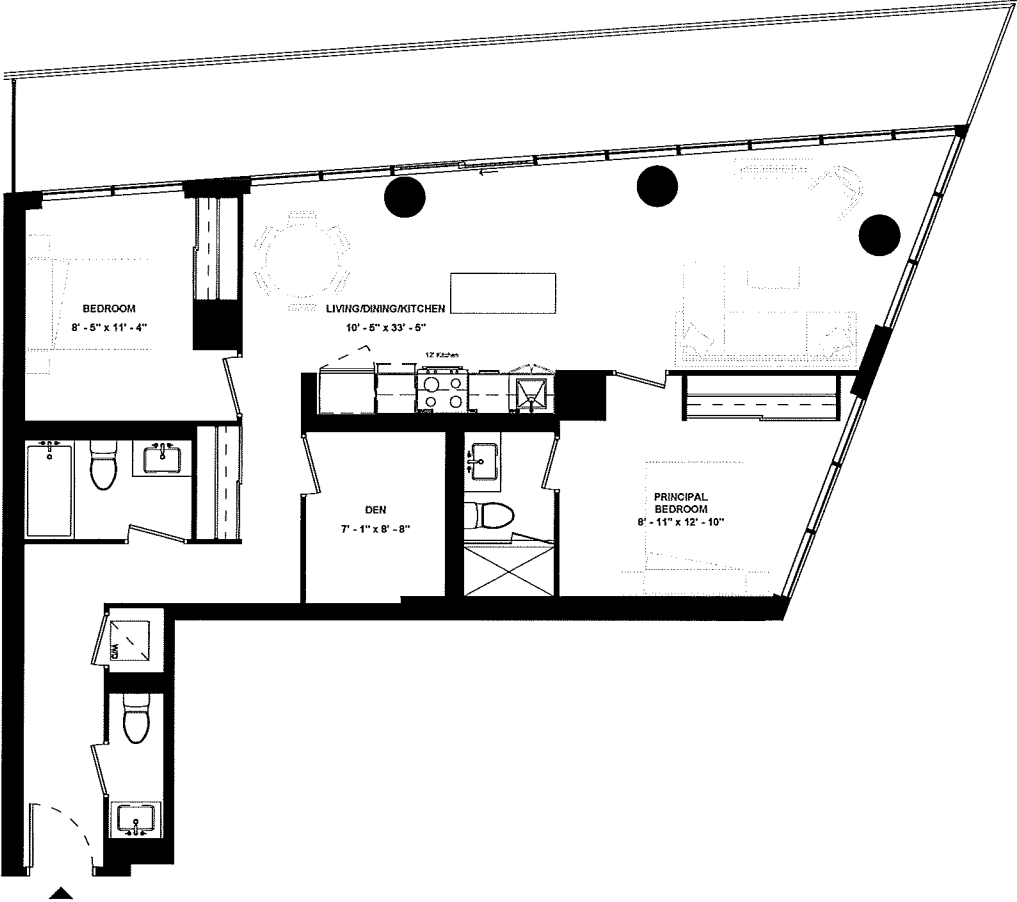


**HARHAY**  
DEVELOPMENTS

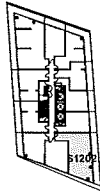
ISSUE DATE: 2023/06/02

Disclaimer: Drawings are not to scale. Materials, specifications, & floor plans are subject to change without notice. All renderings are artist's conceptions. All areas and stated room dimensions are approximate. Actual usable floor space may vary from the stated floor area. Floor area measured in accordance with Home Construction Regulatory Authority Directive. E.&O.E. Balcony sizes and configurations vary depending on floor level locations.

**SUITE 1202**



SUITE TYPE: 2B+D  
 SUITE AREA: 1095 SQFT  
 BALCONY / TERRACE: 270 SQFT



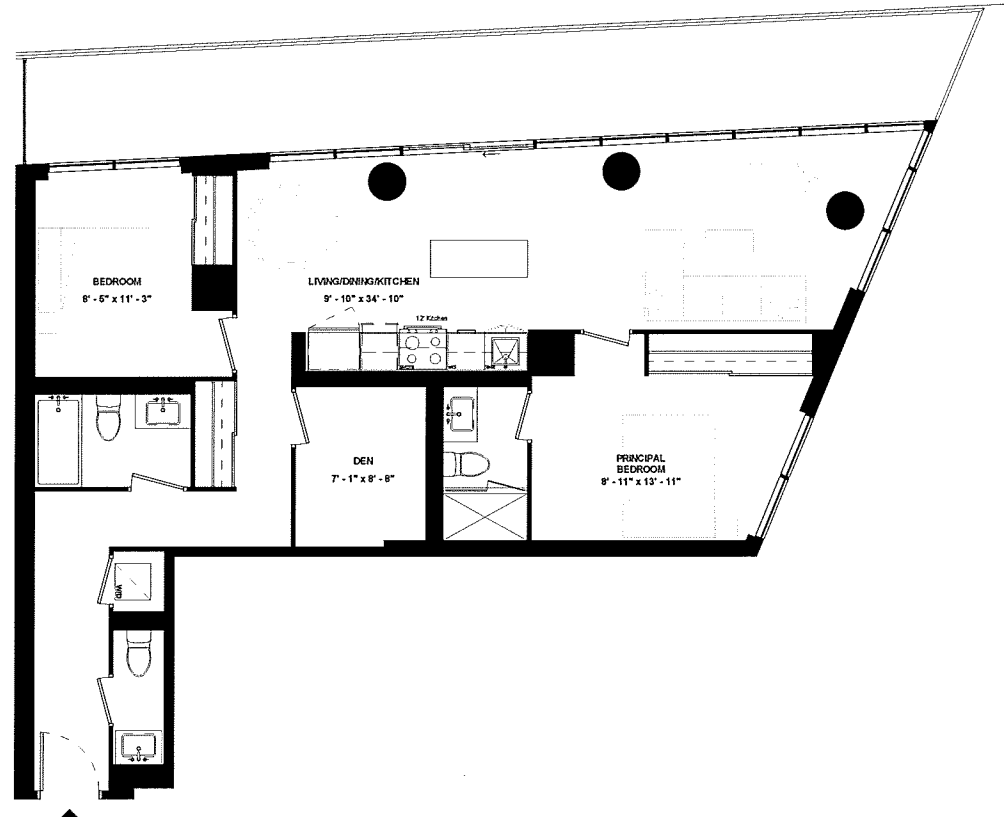
LEVEL 12



ISSUE DATE: 2023/06/02

Disclaimer: Drawings are not to scale. Materials, specifications, & floor plans are subject to change without notice. All renderings are artist's conceptions. All areas and stated room dimensions are approximate. Actual usable floor space may vary from the stated floor area. Floor area measured in accordance with Home Construction Regulatory Authority Directive. E.&O.E. Balcony sizes and configurations vary depending on floor level locations.

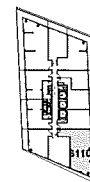
# SUITE 1102



SUITE TYPE: 2B+D  
SUITE AREA: 1102 SQFT  
BALCONY / TERRACE: 278 SQFT



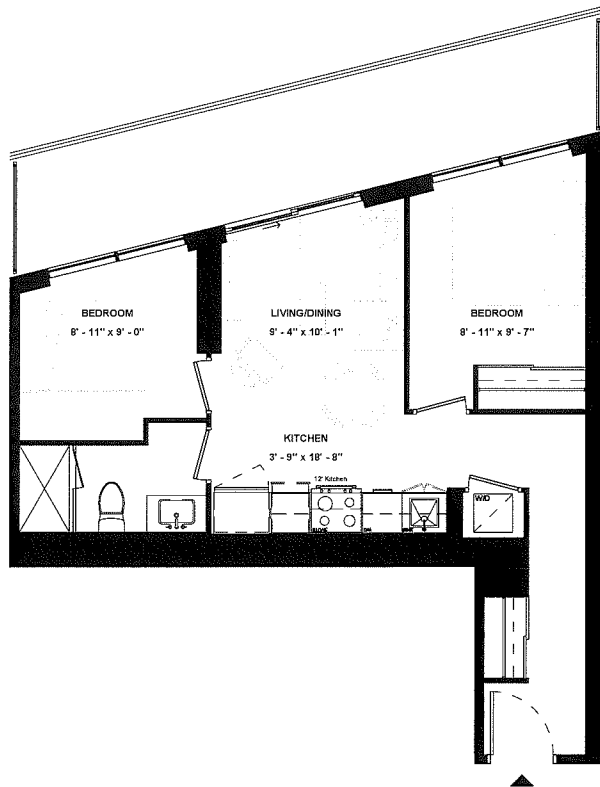
ISSUE DATE: 2023/06/02



LEVEL 11

Disclaimer: Drawings are not to scale. Materials, specifications, & floor plans are subject to change without notice. All renderings are artist's conceptions. All areas and stated room dimensions are approximate. Actual usable floor space may vary from the stated floor area. Floor area measured in accordance with Home Construction Regulatory Authority Directive. E.&O.E. Balcony sizes and configurations vary depending on floor level locations.

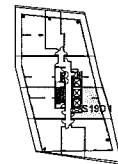
# SUITE 1901



SUITE TYPE: 2B  
SUITE AREA: 604 SQFT  
BALCONY / TERRACE: 168 SQFT

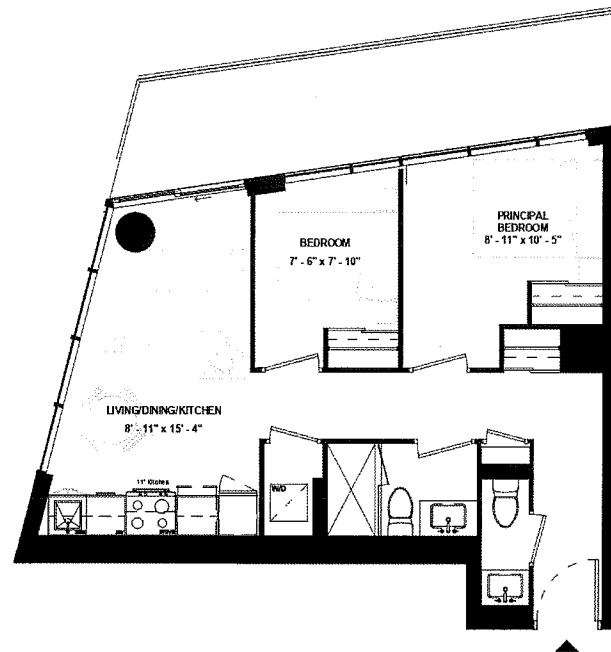


ISSUE DATE: 2023/06/02

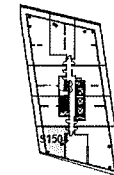


LEVEL 19

# SUITE 1504



SUITE TYPE: 2B  
SUITE AREA: 623 SQFT  
BALCONY / TERRACE: 142 SQFT



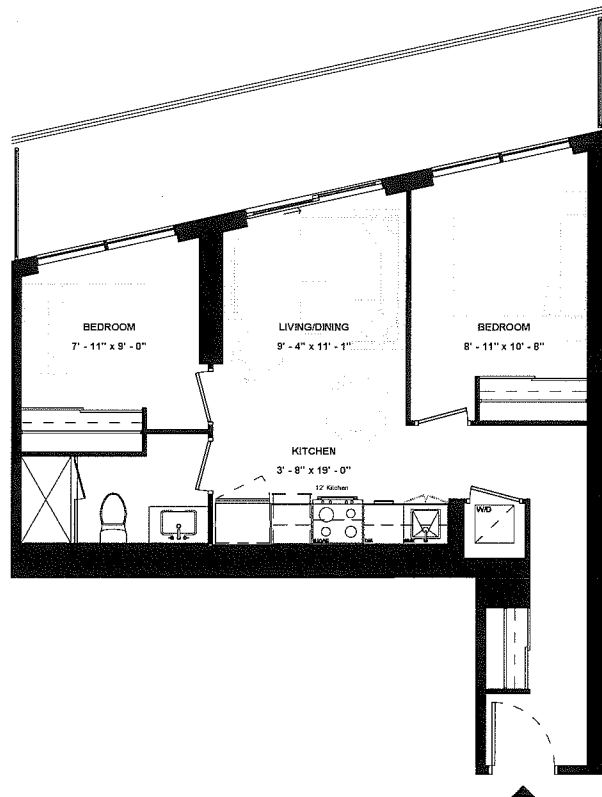
LEVEL 15



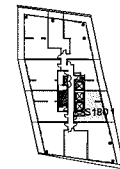
ISSUE DATE: 2023/06/02

Disclaimer: Drawings are not to scale. Materials, specifications, & floor plans are subject to change without notice. All renderings are artist's conceptions. All areas and stated room dimensions are approximate. Actual usable floor space may vary from the stated floor area. Floor area measured in accordance with Home Construction Regulatory Authority Directive. E.&O.E. Balcony sizes and configurations vary depending on floor level locations.

# SUITE 1801



SUITE TYPE: 2B  
SUITE AREA: 634 SQFT  
BALCONY / TERRACE: 167 SQFT



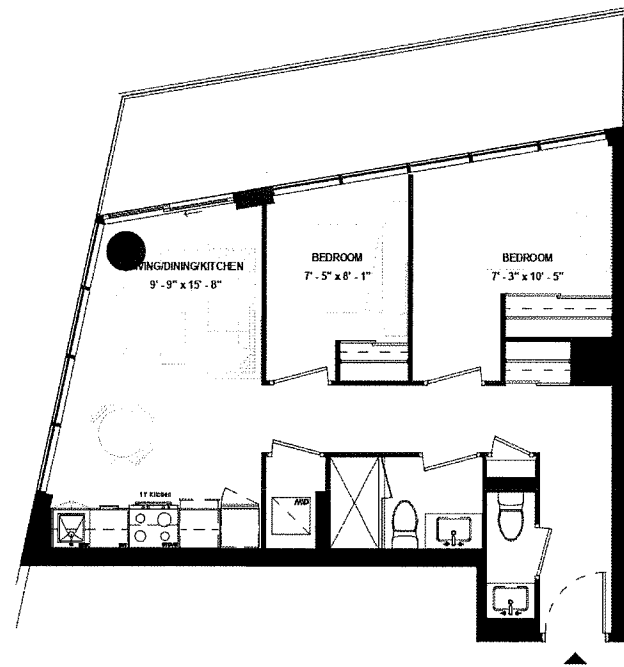
LEVEL 18



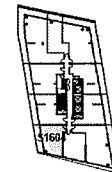
ISSUE DATE: 2023/06/02

Disclaimer: Drawings are not to scale. Materials, specifications, & floor plans are subject to change without notice. All renderings are artist's conceptions. All areas and stated room dimensions are approximate. Actual usable floor space may vary from the stated floor area. Floor area measured in accordance with Home Construction Regulatory Authority Directive, E.&O.E. Balcony sizes and configurations vary depending on floor level locations.

# SUITE 1604



SUITE TYPE: 2B  
SUITE AREA: 643 SQFT  
BALCONY / TERRACE: 149 SQFT



LEVEL 16

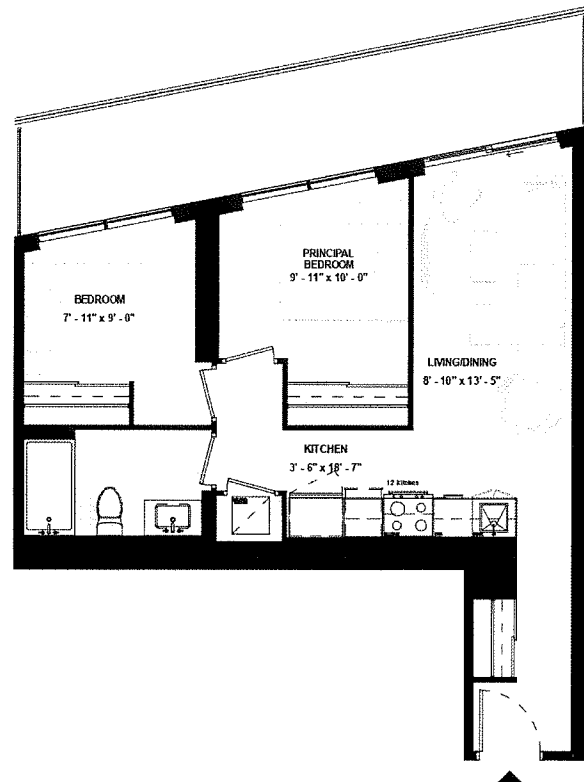


ISSUE DATE: 2023/06/02

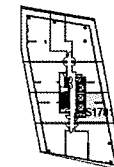
Disclaimer: Drawings are not to scale. Materials, specifications, & floor plans are subject to change without notice. All renderings are artist's conceptions. All areas and stated room dimensions are approximate. Actual usable floor space may vary from the stated floor area. Floor area measured in accordance with Home Construction Regulatory Authority Directive, E.&O.E. Balcony sizes and configurations vary depending on floor level locations.



# SUITE 1701



SUITE TYPE: 2B  
SUITE AREA: 661 SQFT  
BALCONY / TERRACE: 166 SQFT



LEVEL 17

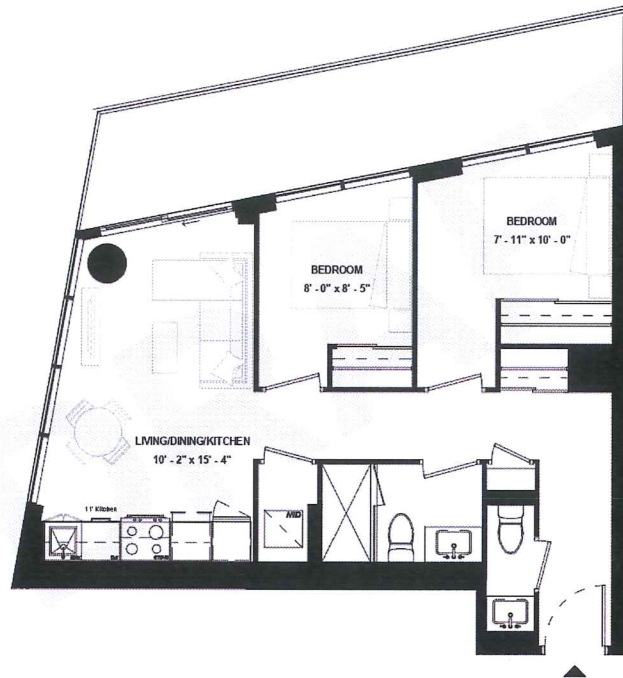


**HARHAY**  
DEVELOPMENTS

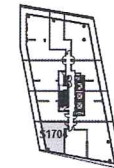
ISSUE DATE: 2023/06/02

Disclaimer: Drawings are not to scale. Materials, specifications, & floor plans are subject to change without notice. All renderings are artist's conceptions. All areas and stated room dimensions are approximate. Actual usable floor space may vary from the stated floor area. Floor area measured in accordance with Home Construction Regulatory Authority Directive. E.&O.E. Balcony sizes and configurations vary depending on floor level locations.

# SUITE 1704



SUITE TYPE: 2B  
SUITE AREA: 666 SQFT  
BALCONY / TERRACE: 156 SQFT



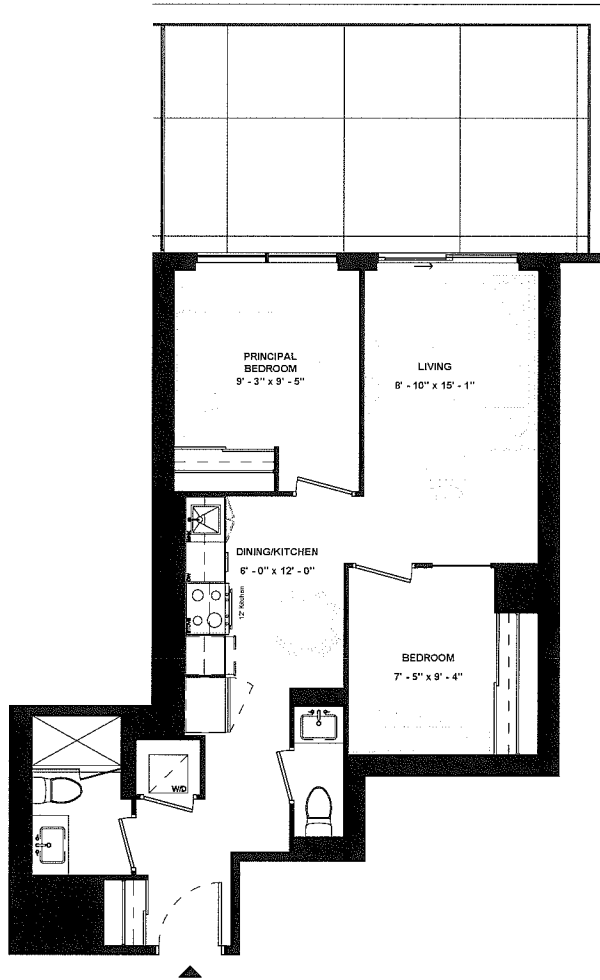
LEVEL 17



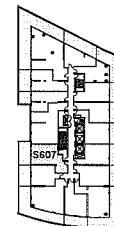
ISSUE DATE: 2023/06/02

Disclaimer: Drawings are not to scale. Materials, specifications, & floor plans are subject to change without notice. All renderings are artist's conceptions. All areas and stated room dimensions are approximate. Actual usable floor space may vary from the stated floor area. Floor area measured in accordance with Home Construction Regulatory Authority Directive, E&O.E. Balcony sizes and configurations vary depending on floor level locations.

# SUITE 607



SUITE TYPE: 2B  
SUITE AREA: 682 SQFT  
BALCONY / TERRACE: 236 SQFT



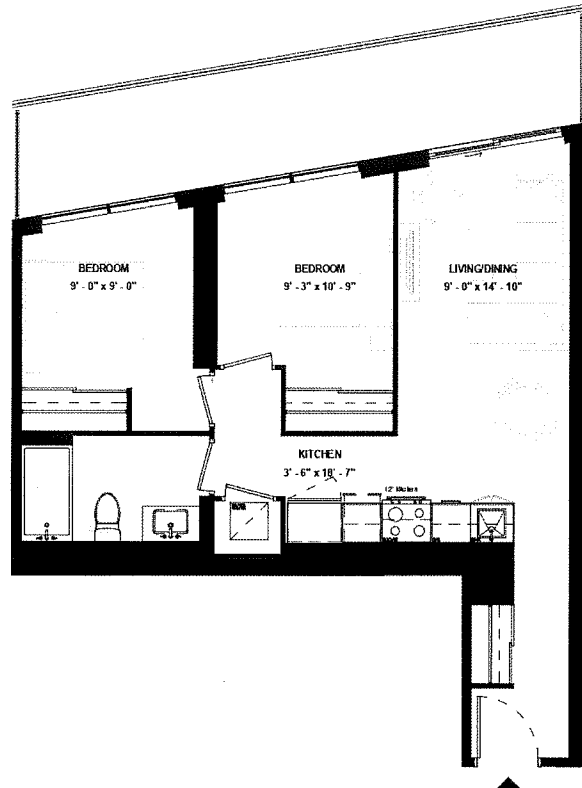
LEVEL 06



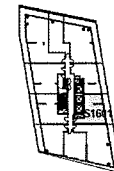
ISSUE DATE: 2023/06/02

Disclaimer: Drawings are not to scale. Materials, specifications, & floor plans are subject to change without notice. All renderings are artist's conceptions. All areas and stated room dimensions are approximate. Actual usable floor space may vary from the stated floor area. Floor area measured in accordance with Home Construction Regulatory Authority Directive, E.&O.E. Balcony sizes and configurations vary depending on floor level locations.

# SUITE 1601



SUITE TYPE: 2B  
SUITE AREA: 685 SQFT  
BALCONY / TERRACE: 166 SQFT



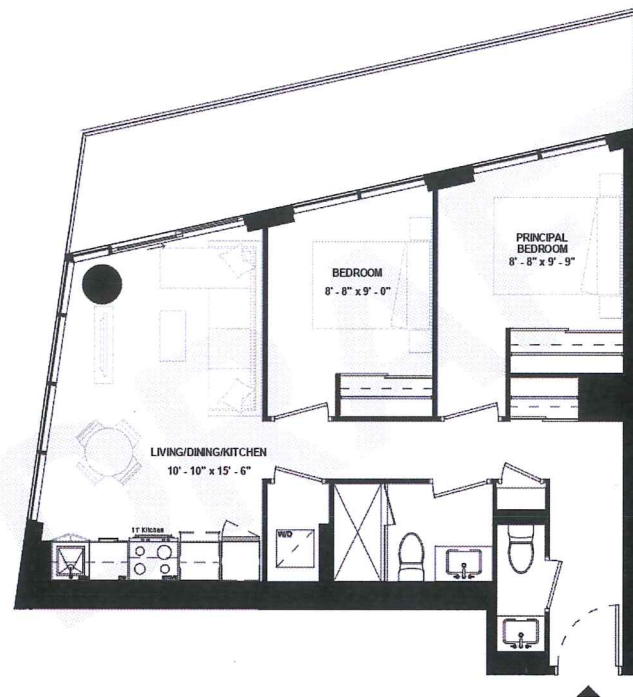
LEVEL 16



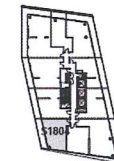
ISSUE DATE: 2023/06/02

Disclaimer: Drawings are not to scale. Materials, specifications, & floor plans are subject to change without notice. All renderings are artist's conceptions. All areas and stated room dimensions are approximate. Actual usable floor space may vary from the stated floor area. Floor area measured in accordance with Home Construction Regulatory Authority Directive, E.&O.E. Balcony sizes and configurations vary depending on floor level locations.

# SUITE 1804



SUITE TYPE: 2B  
SUITE AREA: 694 SQFT  
BALCONY / TERRACE: 164 SQFT



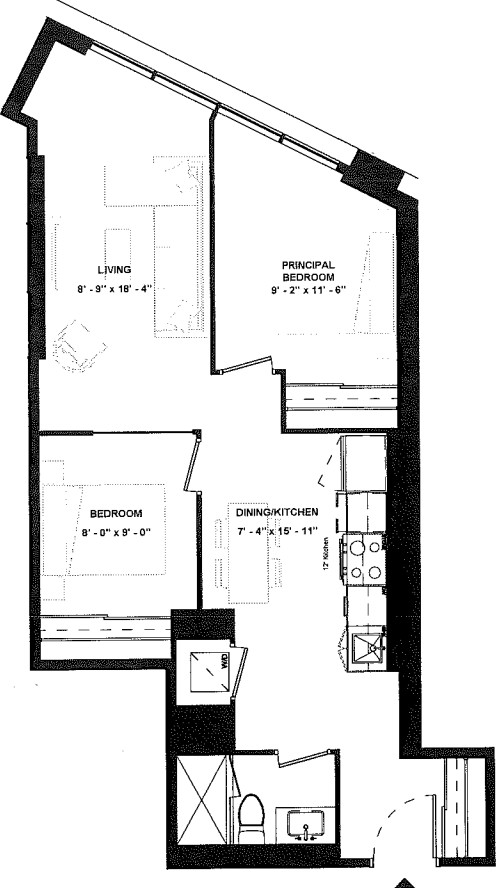
LEVEL 18



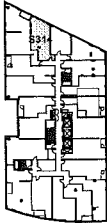
ISSUE DATE: 2023/06/02

Disclaimer: Drawings are not to scale. Materials, specifications, & floor plans are subject to change without notice. All renderings are artist's conceptions. All areas and stated room dimensions are approximate. Actual usable floor space may vary from the stated floor area. Floor area measured in accordance with Home Construction Regulatory Authority Directive. E.S.O.E. Balcony sizes and configurations vary depending on floor level locations.

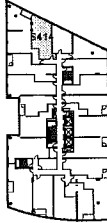
**SUITE 314 &  
SUITE 414 &  
SUITE 514**



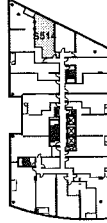
SUITE TYPE: 2B  
 SUITE AREA: 657 SQFT  
 BALCONY / TERRACE: N/A SQFT



LEVEL 03



LEVEL 04



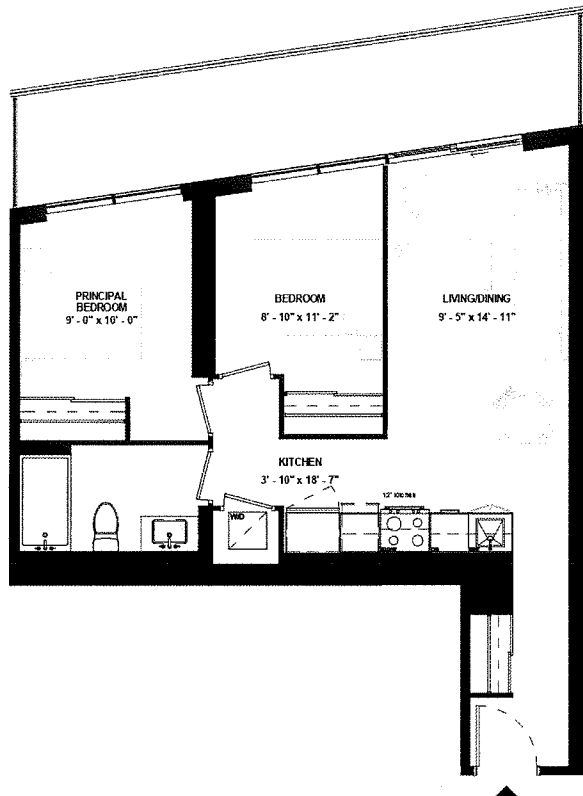
LEVEL 05



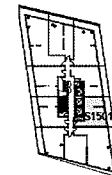
ISSUE DATE: 2023/06/02

Disclaimer: Drawings are not to scale. Materials, specifications, & floor plans are subject to change without notice. All renderings are artist's conceptions. All areas and stated room dimensions are approximate. Actual usable floor space may vary from the stated floor area. Floor area measured in accordance with Home Construction Regulatory Authority Directive: E.&O.E. Balcony sizes and configurations vary depending on floor level locations.

# SUITE 1501



SUITE TYPE: 2B  
SUITE AREA: 707 SQFT  
BALCONY / TERRACE: 165 SQFT



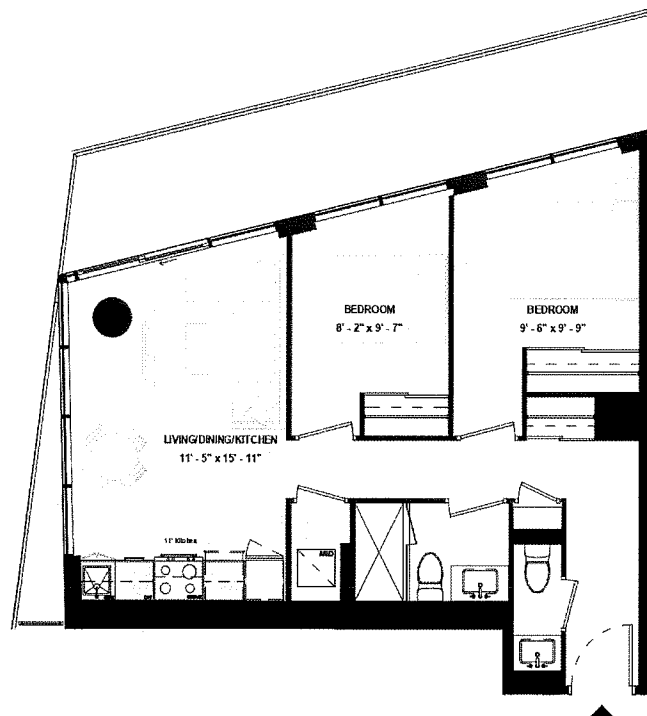
LEVEL 15



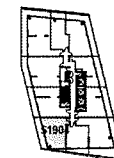
ISSUE DATE: 2023/06/02

Disclaimer: Drawings are not to scale. Materials, specifications, & floor plans are subject to change without notice. All renderings are artist's conceptions. All areas and stated room dimensions are approximate. Actual usable floor space may vary from the stated floor area. Floor area measured in accordance with Home Construction Regulatory Authority Directive. E.&O.E. Balcony sizes and configurations vary depending on floor level locations.

# SUITE 1904



SUITE TYPE: 2B  
SUITE AREA: 708 SQFT  
BALCONY / TERRACE: 172 SQFT



LEVEL 19

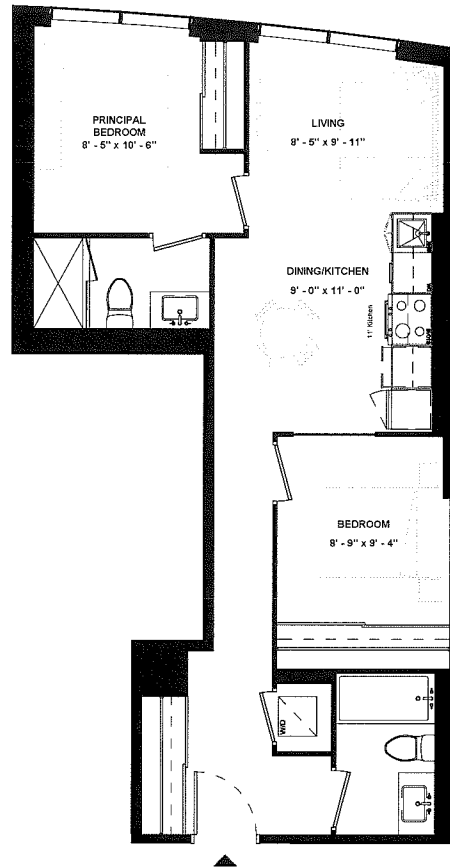


ISSUE DATE: 2023/06/02

Disclaimer: Drawings are not to scale. Materials, specifications, & floor plans are subject to change without notice. All renderings are artist's conceptions. All areas and stated room dimensions are approximate. Actual usable floor space may vary from the stated floor area. Floor area measured in accordance with Home Construction Regulatory Authority Directive, E&O.E. Balcony sizes and configurations vary depending on floor level locations.



# SUITE 205



SUITE TYPE: 2B  
SUITE AREA: 715 SQFT  
BALCONY / TERRACE: N/A SQFT



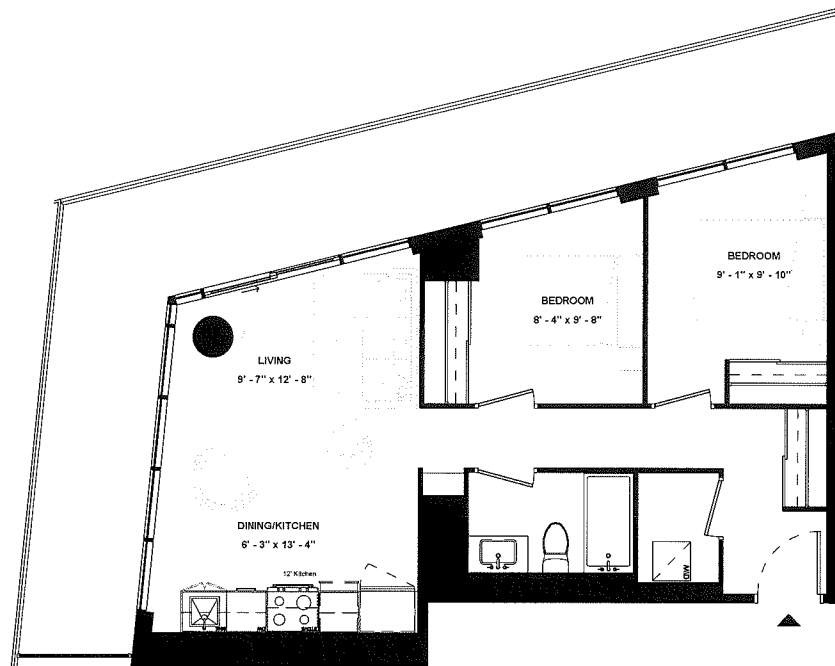
LEVEL 02



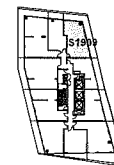
ISSUE DATE: 2023/06/02

Disclaimer: Drawings are not to scale. Materials, specifications, & floor plans are subject to change without notice. All renderings are artist's conceptions. All areas and stated room dimensions are approximate. Actual usable floor space may vary from the stated floor area. Floor area measured in accordance with Home Construction Regulatory Authority Directive, E.&O.E. Balcony sizes and configurations vary depending on floor level locations.

# SUITE 1909



SUITE TYPE: 2B  
SUITE AREA: 715 SQFT  
BALCONY / TERRACE: 320 SQFT



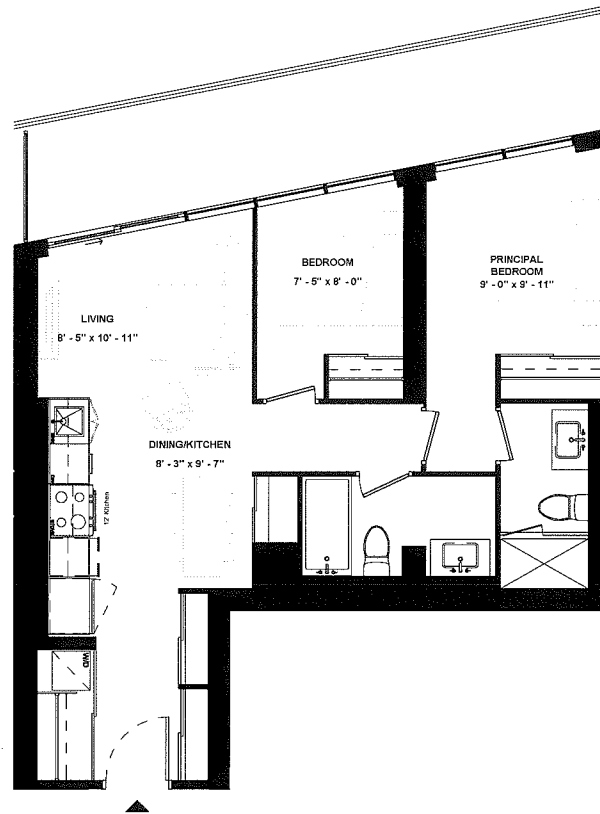
LEVEL 19



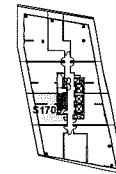
ISSUE DATE: 2023/06/02

Disclaimer: Drawings are not to scale. Materials, specifications, & floor plans are subject to change without notice. All renderings are artist's conceptions. All areas and stated room dimensions are approximate. Actual usable floor space may vary from the stated floor area. Floor area measured in accordance with Home Construction Regulatory Authority Directive, E.&O.E. Balcony sizes and configurations vary depending on floor level locations.

# SUITE 1705



SUITE TYPE: 2B  
SUITE AREA: 732 SQFT  
BALCONY / TERRACE: 166 SQFT



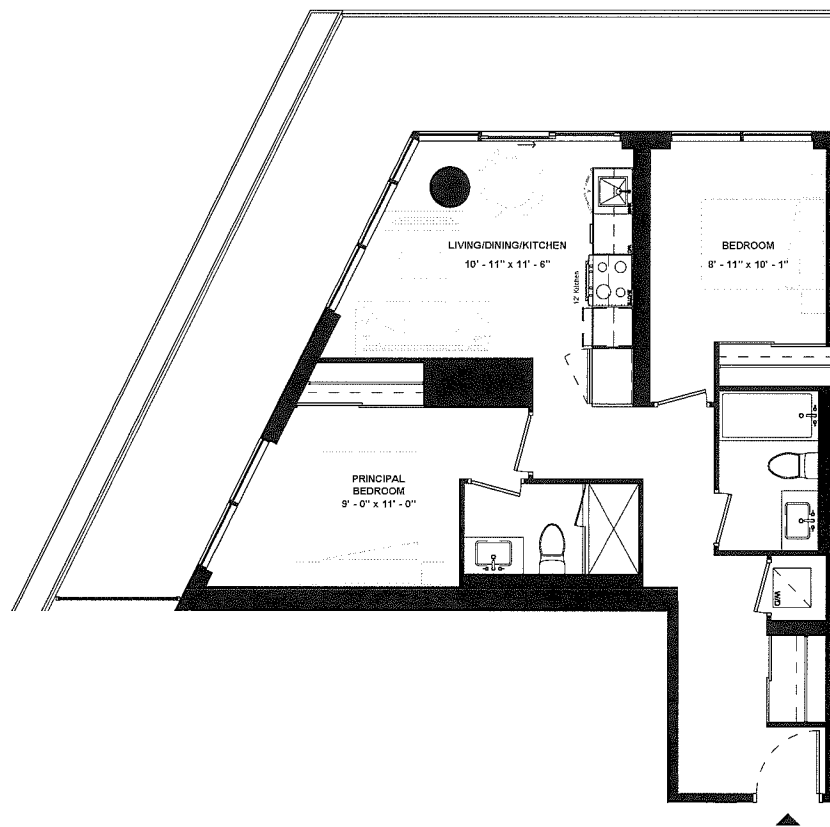
LEVEL 17



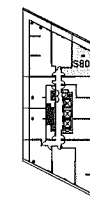
ISSUE DATE: 2023/06/02

Disclaimer: Drawings are not to scale. Materials, specifications, & floor plans are subject to change without notice. All renderings are artist's conceptions. All areas and stated room dimensions are approximate. Actual usable floor space may vary from the stated floor area. Floor area measured in accordance with Home Construction Regulatory Authority Directive, E.40.E. Balcony sizes and configurations vary depending on floor level locations.

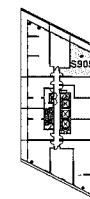
# SUITE 809 & SUITE 909



SUITE TYPE: 2B  
 SUITE AREA: 738 SQFT  
 BALCONY / TERRACE: 291 SQFT



LEVEL 08



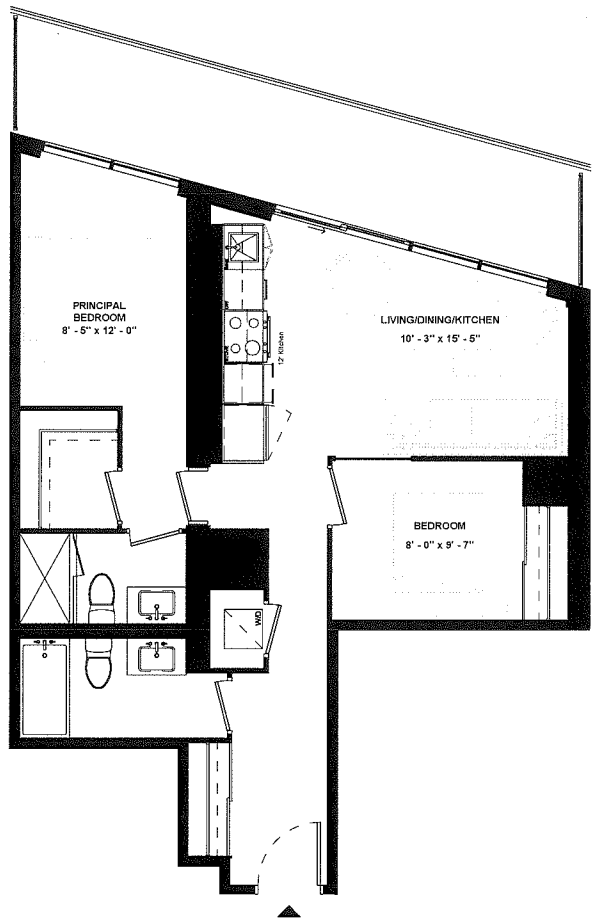
LEVEL 09



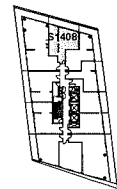
ISSUE DATE: 2023/06/02

Disclaimer: Drawings are not to scale. Materials, specifications, & floor plans are subject to change without notice. All renderings are artist's conceptions. All areas and stated room dimensions are approximate. Actual usable floor space may vary from the stated floor area. Floor area measured in accordance with Home Construction Regulatory Authority Directive, E.&O.E. Balcony sizes and configurations vary depending on floor level locations.

# SUITE 1408



SUITE TYPE: 2B  
 SUITE AREA: 755 SQFT  
 BALCONY / TERRACE: 165 SQFT



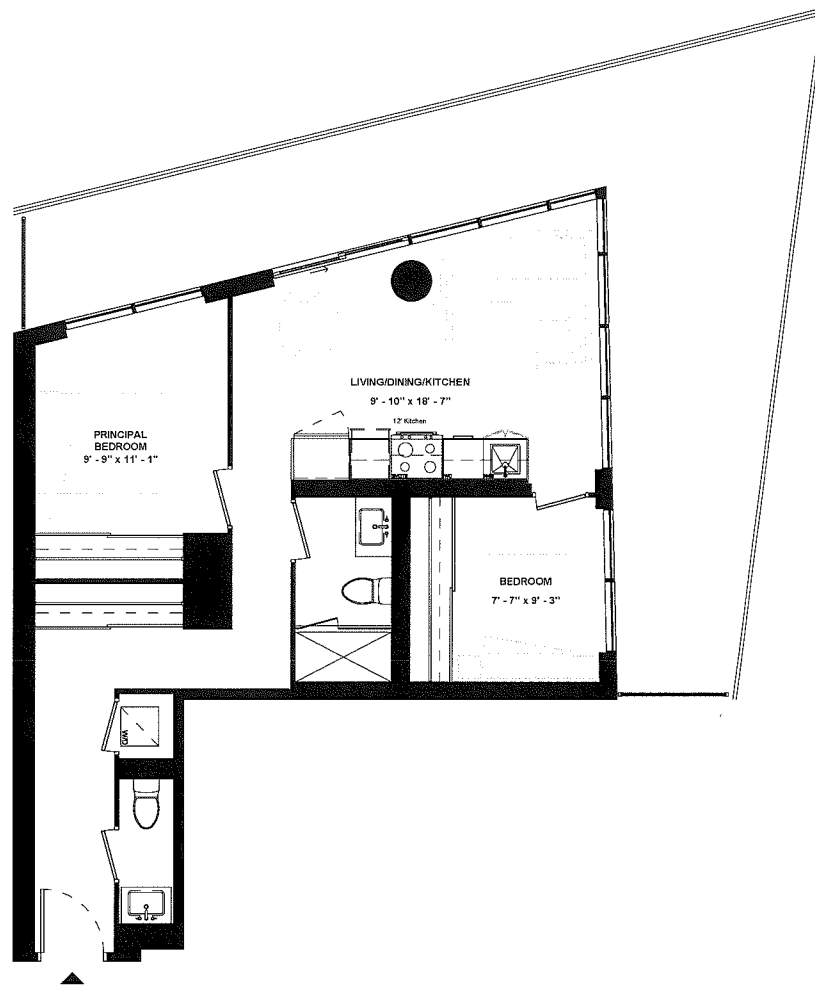
LEVEL 14



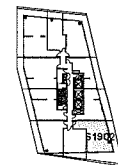
ISSUE DATE: 2023/06/02

Disclaimer: Drawings are not to scale. Materials, specifications, & floor plans are subject to change without notice. All renderings are artist's conceptions. All areas and stated room dimensions are approximate. Actual usable floor space may vary from the stated floor area. Floor area measured in accordance with Home Construction Regulatory Authority Directive, E.&O.E. Balcony sizes and configurations vary depending on floor level locations.

# SUITE 1902



SUITE TYPE: 2B  
SUITE AREA: 766 SQFT  
BALCONY / TERRACE: 432 SQFT



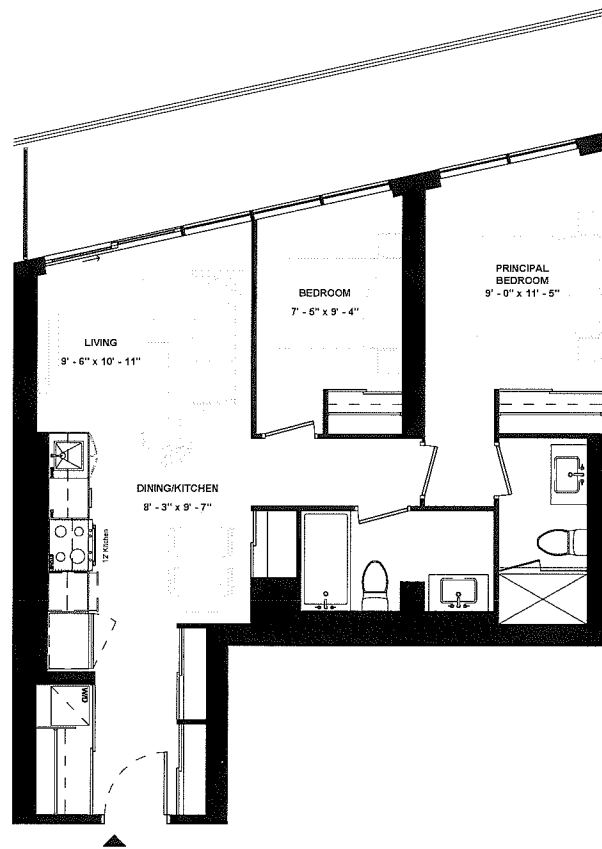
LEVEL 19



ISSUE DATE: 2023/06/02

Disclaimer: Drawings are not to scale. Materials, specifications, & floor plans are subject to change without notice. All renderings are artist's conceptions. All areas and stated room dimensions are approximate. Actual usable floor space may vary from the stated floor area. Floor area measured in accordance with Home Construction Regulatory Authority Directive, E.&O.E. Balcony sizes and configurations vary depending on floor level locations.

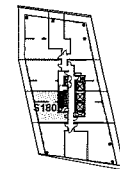
# SUITE 1805



SUITE TYPE: 2B  
SUITE AREA: 768 SQFT  
BALCONY / TERRACE: 167 SQFT

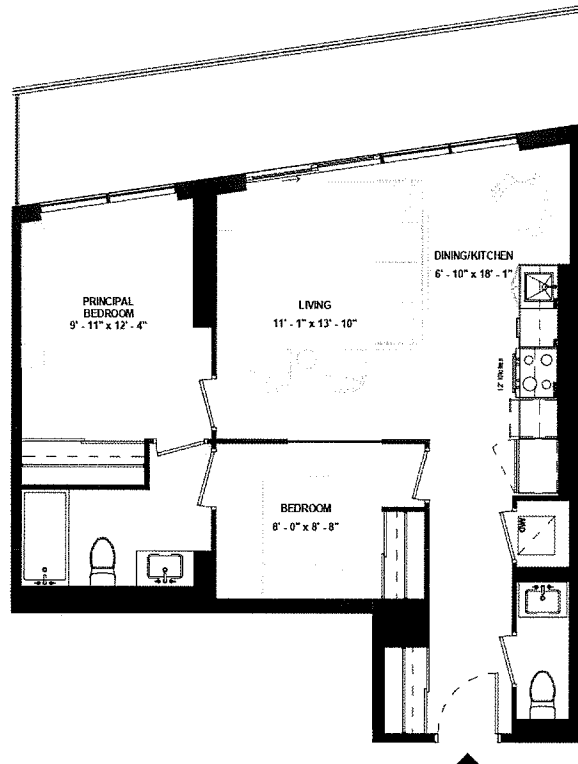


ISSUE DATE: 2023/06/02

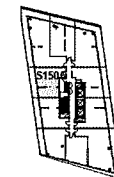


LEVEL 18

# SUITE 1506



SUITE TYPE: 2B  
SUITE AREA: 769 SQFT  
BALCONY / TERRACE: 165 SQFT



LEVEL 15



**HARHAY**  
DEVELOPMENTS

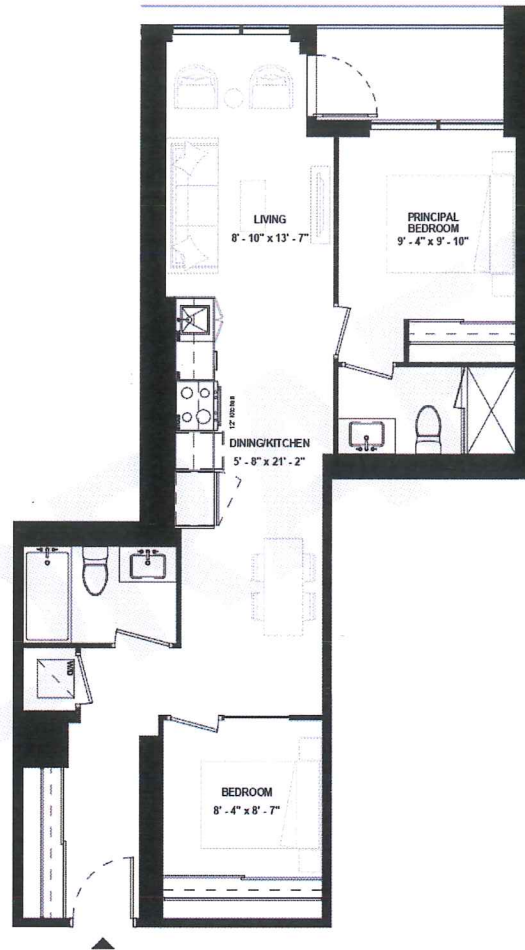
ISSUE DATE: 2023/06/02

Disclaimer: Drawings are not to scale. Materials, specifications, & floor plans are subject to change without notice. All renderings are artist's conceptions. All areas and stated room dimensions are approximate. Actual usable floor space may vary from the stated floor area. Floor area measured in accordance with Home Construction Regulatory Authority Directive. E.&O.E. Balcony sizes and configurations vary depending on floor level locations.





**SUITE 312 &  
SUITE 412 &  
SUITE 512**



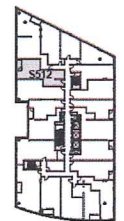
SUITE TYPE: 2B  
 SUITE AREA: 775 SQFT  
 BALCONY / TERRACE: 45 SQFT



LEVEL 03



LEVEL 04



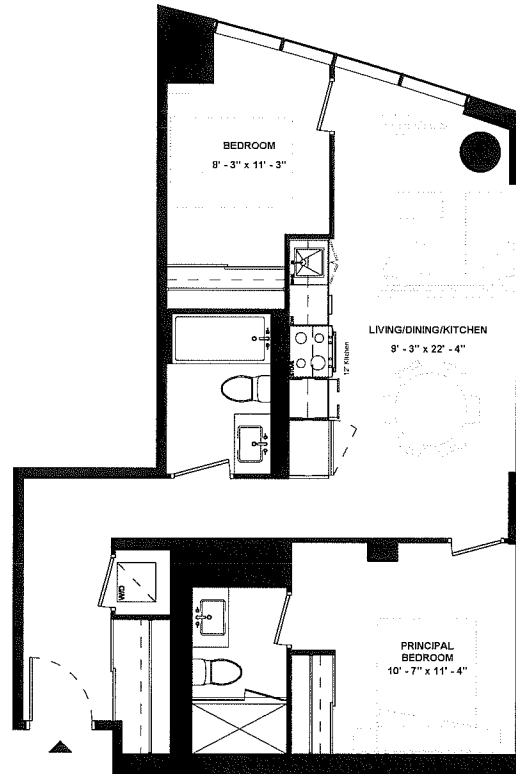
LEVEL 05

ISSUE DATE: 2023/06/02

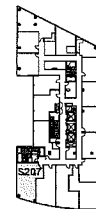


Disclaimer: Drawings are not to scale. Materials, specifications, & floor plans are subject to change without notice. All renderings are artist's conceptions. All areas and stated room dimensions are approximate. Actual usable floor space may vary from the stated floor area. Floor area measured in accordance with Home Construction Regulatory Authority Directive, E.&O.E. Balcony sizes and configurations vary depending on floor level locations.

# SUITE 207



SUITE TYPE: 2B  
SUITE AREA: 780 SQFT  
BALCONY / TERRACE: N/A SQFT



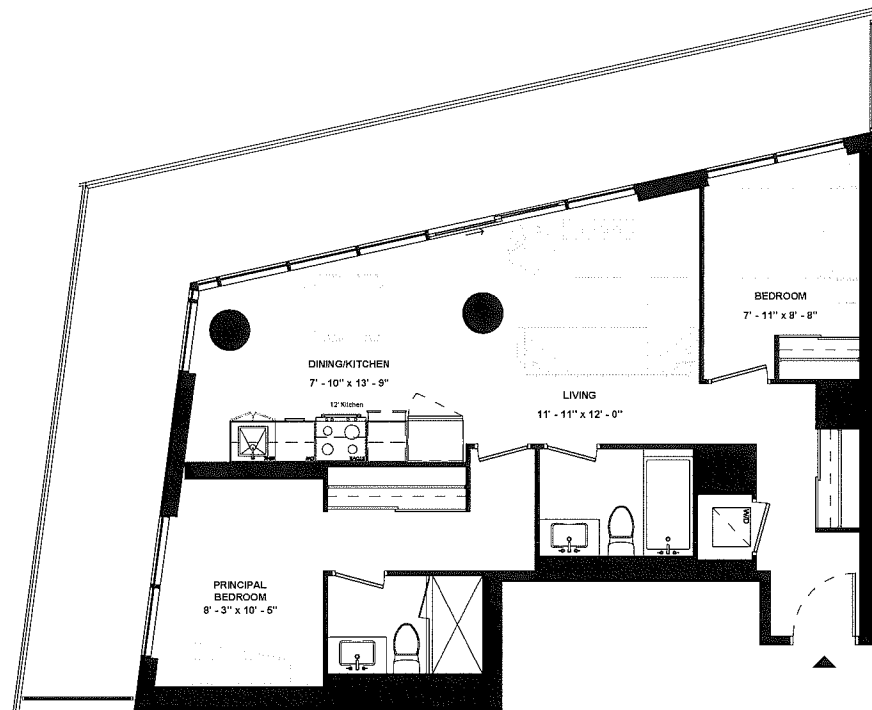
LEVEL 02



ISSUE DATE: 2023/06/02

Disclaimer: Drawings are not to scale. Materials, specifications, & floor plans are subject to change without notice. All renderings are artist's conceptions. All areas and stated room dimensions are approximate. Actual usable floor space may vary from the stated floor area. Floor area measured in accordance with Home Construction Regulatory Authority Directive, E.&O.E. Balcony sizes and configurations vary depending on floor level locations.

# SUITE 1809



SUITE TYPE: 2B  
SUITE AREA: 789 SQFT  
BALCONY / TERRACE: 339 SQFT

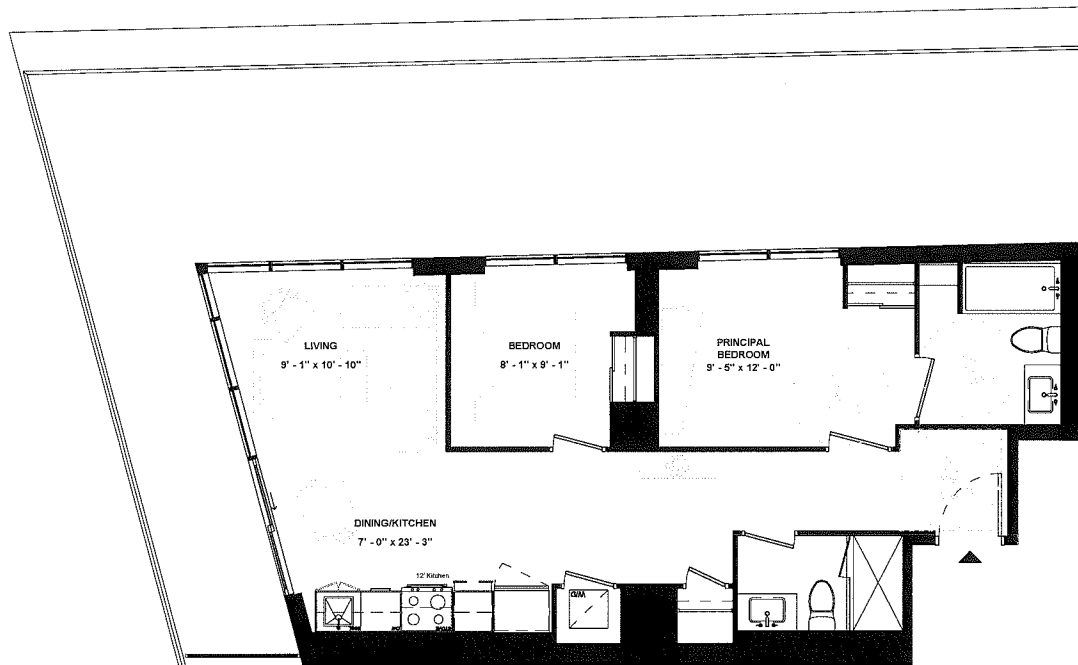


ISSUE DATE: 2023/06/02

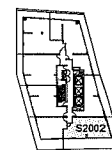
LEVEL 18

Disclaimer: Drawings are not to scale. Materials, specifications, & floor plans are subject to change without notice. All renderings are artist's conceptions. All areas and stated room dimensions are approximate. Actual usable floor space may vary from the stated floor area. Floor area measured in accordance with Home Construction Regulatory Authority Directive, E.&O.E. Balcony sizes and configurations vary depending on floor level locations.

# SUITE 2002



SUITE TYPE: 2B (BF)  
SUITE AREA: 797 SQFT  
BALCONY / TERRACE: 603 SQFT

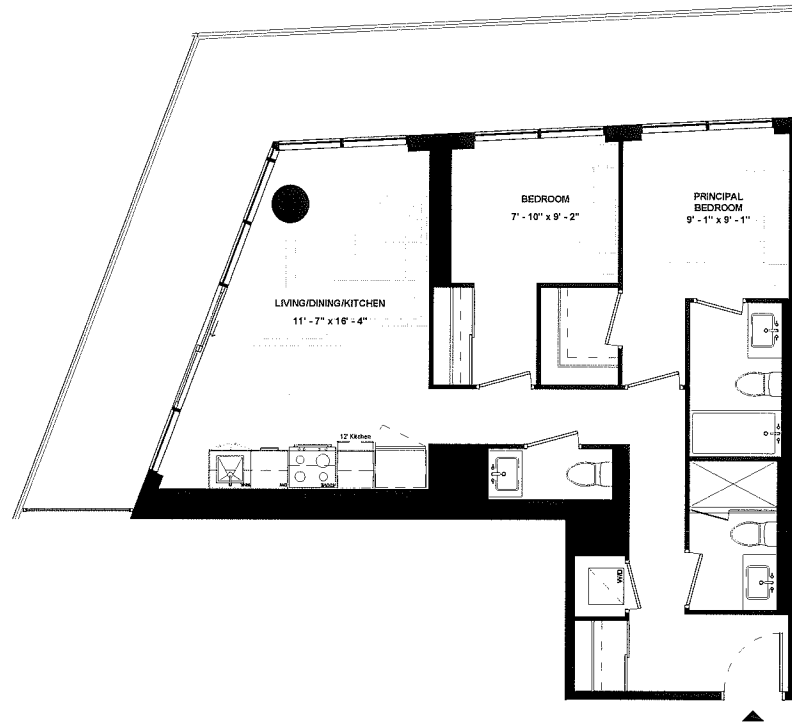


ISSUE DATE: 2023/06/02

LEVEL 20

Disclaimer: Drawings are not to scale. Materials, specifications, & floor plans are subject to change without notice. All tenderings are artist's conceptions. All areas and stated room dimensions are approximate. Actual usable floor space may vary from the stated floor area. Floor area measured in accordance with Home Construction Regulatory Authority Directive. E.&O.E. Balcony sizes and configurations vary depending on floor level locations.

# SUITE 1109

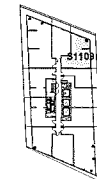


SUITE TYPE: 2B  
SUITE AREA: 807 SQFT  
BALCONY / TERRACE: 304 SQFT



**HARHAY**  
DEVELOPMENTS

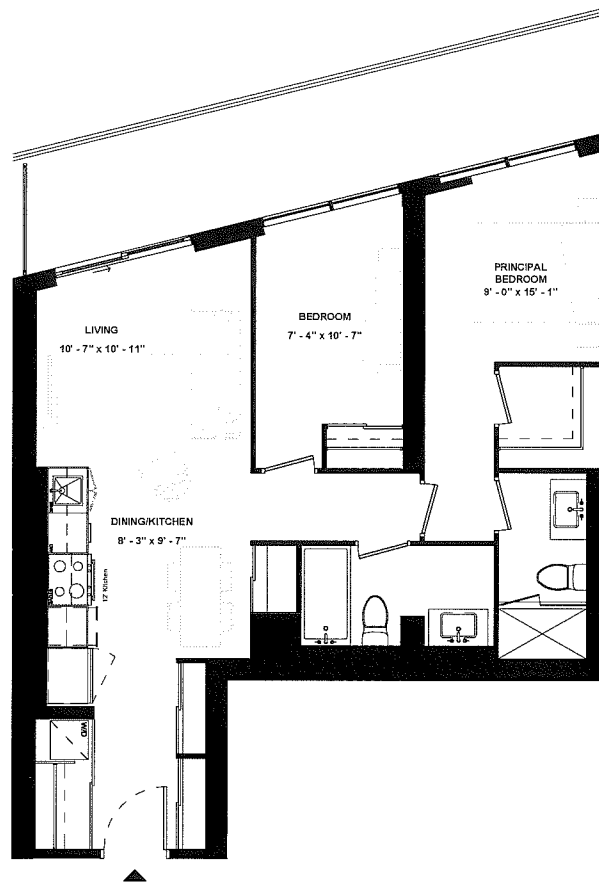
ISSUE DATE: 2023/06/02



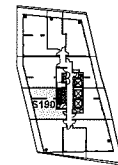
LEVEL 11

Disclaimer: Drawings are not to scale. Materials, specifications, & floor plans are subject to change without notice. All renderings are artist's conceptions. All areas and stated room dimensions are approximate. Actual usable floor space may vary from the slated floor area. Floor area measured in accordance with Home Construction Regulatory Authority Directive. E.&O.E. Balcony sizes and configurations vary depending on floor level locations.

# SUITE 1905



SUITE TYPE: 2B  
SUITE AREA: 809 SQFT  
BALCONY / TERRACE: 168 SQFT



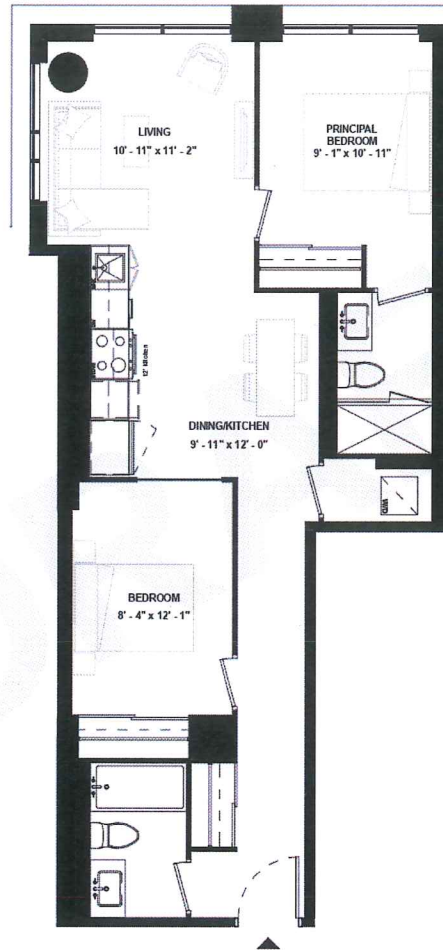
LEVEL 19



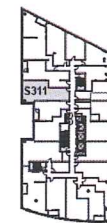
ISSUE DATE: 2023/06/02

Disclaimer: Drawings are not to scale. Materials, specifications, & floor plans are subject to change without notice. All renderings are artist's conceptions. All areas and stated room dimensions are approximate. Actual usable floor space may vary from the stated floor area. Floor area measured in accordance with Home Construction Regulatory Authority Directive. E.&O.E. Balcony sizes and configurations vary depending on floor level locations.

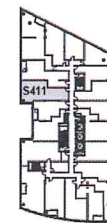
**SUITE 311 &  
SUITE 411 &  
SUITE 511**



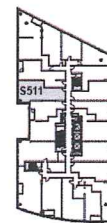
SUITE TYPE: 2B  
 SUITE AREA: 811 SQFT  
 BALCONY / TERRACE: N/A SQFT



LEVEL 03



LEVEL 04



LEVEL 05

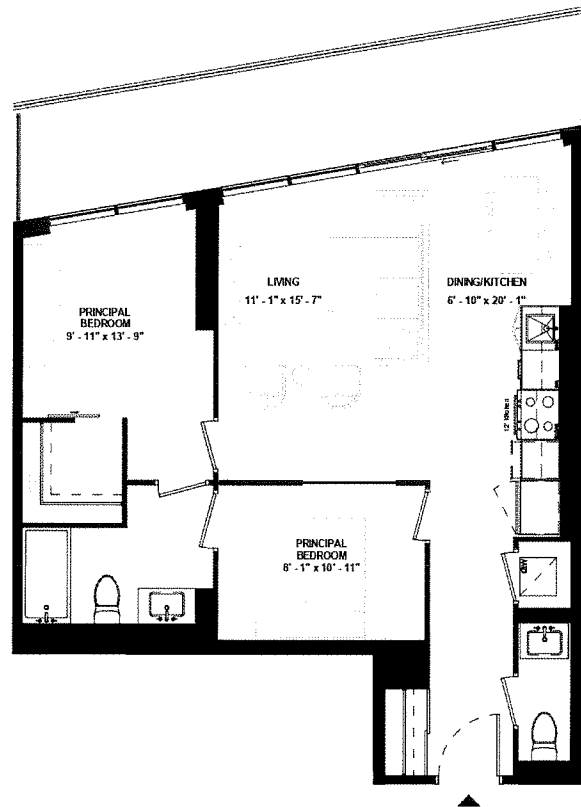
ISSUE DATE: 2023/06/02



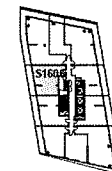
Disclaimer: Drawings are not to scale. Materials, specifications, & floor plans are subject to change without notice. All renderings are artist's conceptions. All areas and stated room dimensions are approximate. Actual usable floor space may vary from the stated floor area. Floor area measured in accordance with Home Construction Regulatory Authority Directive, E.&O.E. Balcony sizes and configurations vary depending on floor level locations.



# SUITE 1606



SUITE TYPE: 2B  
SUITE AREA: 820 SQFT  
BALCONY / TERRACE: 166 SQFT



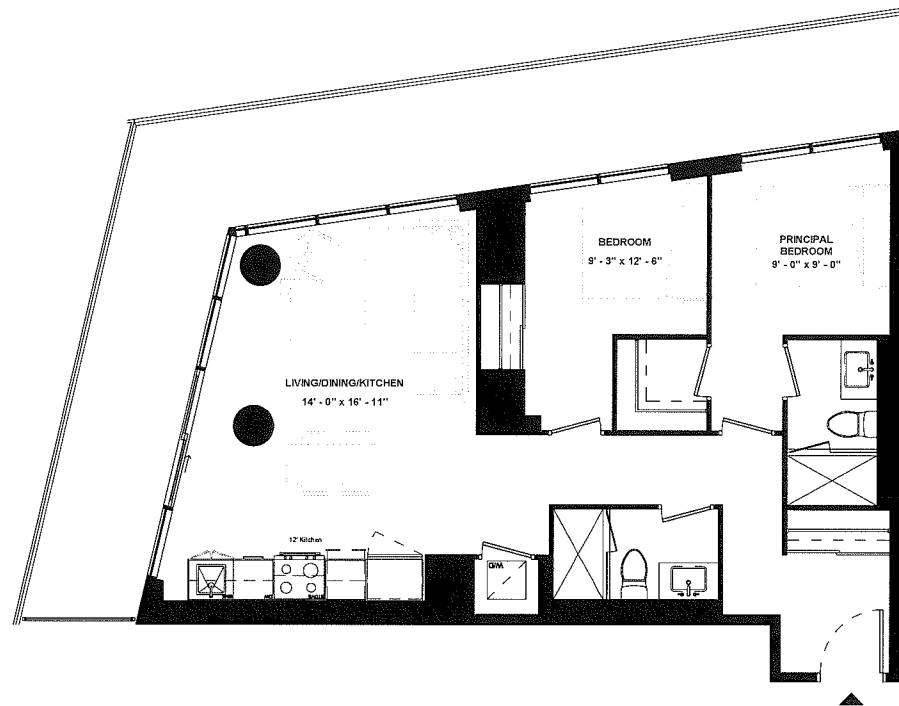
LEVEL 16

ISSUE DATE: 2023/06/02



Disclaimer: Drawings are not to scale. Materials, specifications, & floor plans are subject to change without notice. All renderings are artist's conceptions. All areas and stated room dimensions are approximate. Actual usable floor space may vary from the stated floor area. Floor area measured in accordance with Home Construction Regulatory Authority Directive, E.&O.E. Balcony sizes and configurations vary depending on floor level locations.

# SUITE 1509



SUITE TYPE: 2B  
SUITE AREA: 829 SQFT  
BALCONY / TERRACE: 329 SQFT



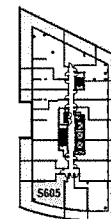
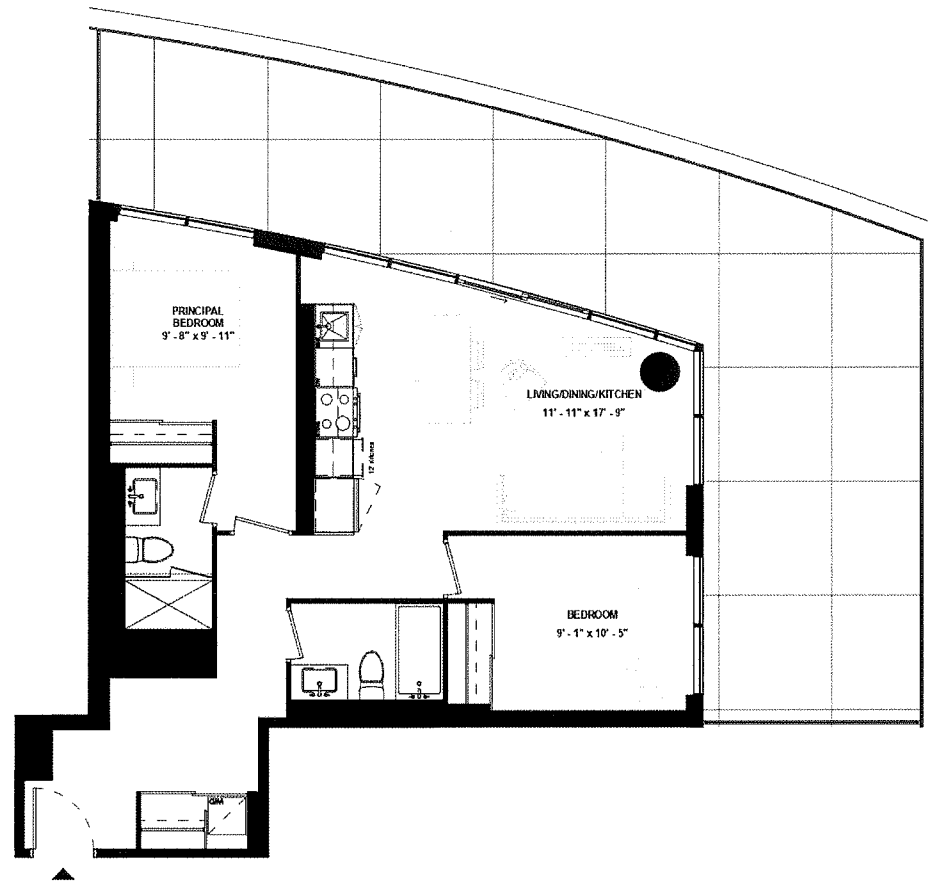
ISSUE DATE: 2023/06/02

LEVEL 15

Disclaimer: Drawings are not to scale. Materials, specifications, & floor plans are subject to change without notice. All renderings are artist's conceptions. All areas and stated room dimensions are approximate. Actual usable floor space may vary from the stated floor area. Floor area measured in accordance with Home Construction Regulatory Authority Directive, E.&O.E. Balcony sizes and configurations vary depending on floor level locations.

# SUITE 605

SUITE TYPE: 2B  
SUITE AREA: 845 SQFT  
BALCONY / TERRACE: 571 SQFT



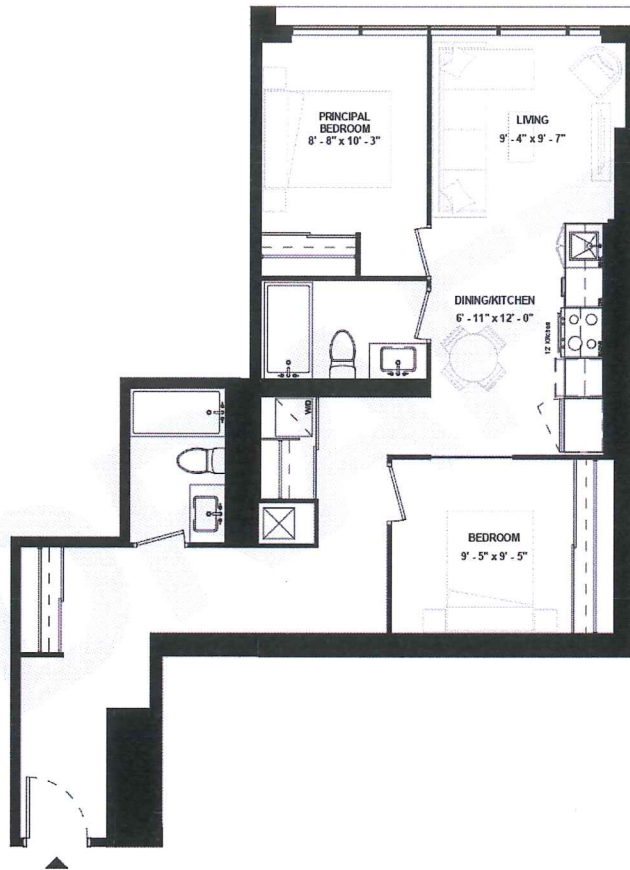
LEVEL 06



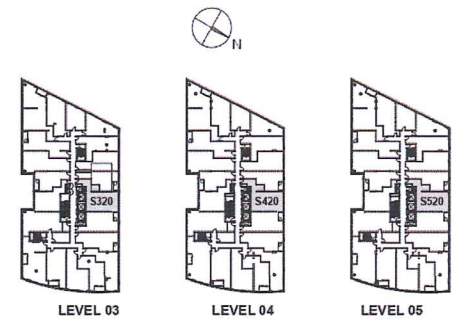
ISSUE DATE: 2023/06/02

Disclaimer: Drawings are not to scale. Materials, specifications, & floor plans are subject to change without notice. All renderings are artist's conceptions. All areas and stated room dimensions are approximate. Actual usable floor space may vary from the stated floor area. Floor area measured in accordance with Home Construction Regulatory Authority Directive, E.80 E. Balcony sizes and configurations vary depending on floor level locations.

# SUITE 320 & SUITE 420 & SUITE 520



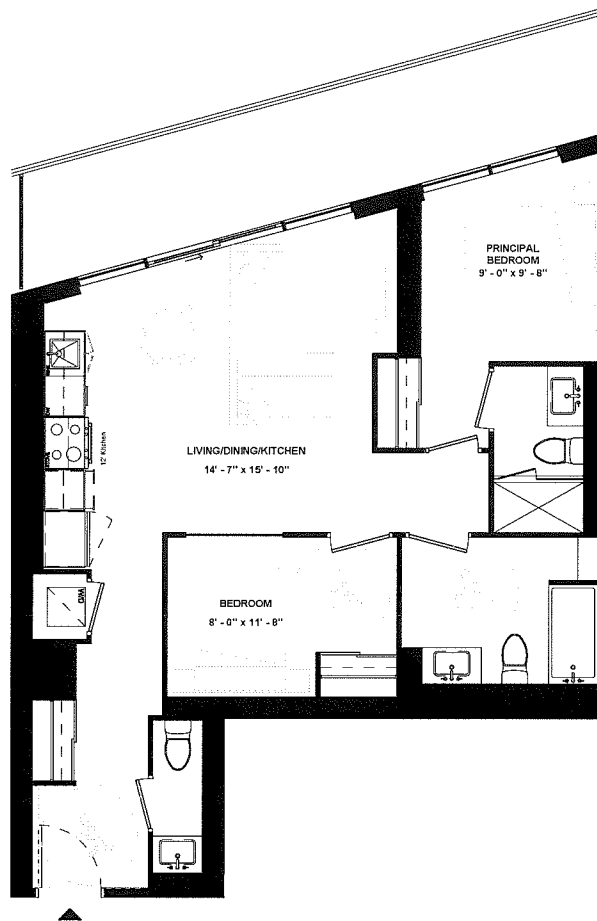
SUITE TYPE: 2B  
 SUITE AREA: 851 SQFT  
 BALCONY / TERRACE: N/A SQFT



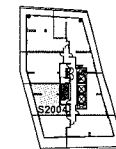
ISSUE DATE: 2023/06/02

Disclaimer: Drawings are not to scale. Materials, specifications, & floor plans are subject to change without notice. All renderings are artist's conceptions. All areas and stated room dimensions are approximate. Actual usable floor space may vary from the stated floor area. Floor area measured in accordance with Home Construction Regulatory Authority Directive, E.&O.E. Balcony sizes and configurations vary depending on floor level locations.

# SUITE 2004



SUITE TYPE: 2B (BF)  
SUITE AREA: 853 SQFT  
BALCONY / TERRACE: 169 SQFT



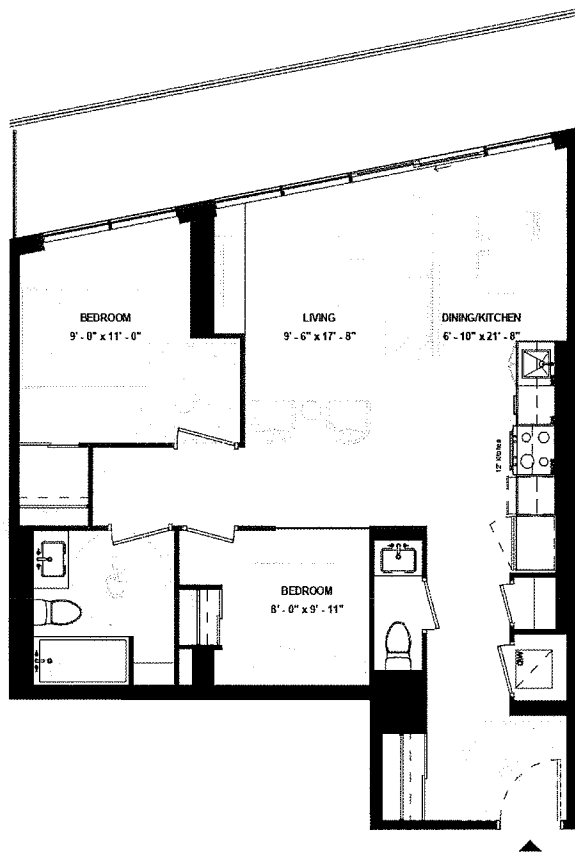
LEVEL 20



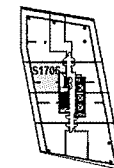
ISSUE DATE: 2023/06/02

Disclaimer: Drawings are not to scale. Materials, specifications, & floor plans are subject to change without notice. All renderings are artist's conceptions. All areas and stated room dimensions are approximates. Actual usable floor space may vary from the stated floor area. Floor area measured in accordance with Home Construction Regulatory Authority Directive, E.&O.E. Balcony sizes and configurations vary depending on floor level locations.

# SUITE 1706



SUITE TYPE: 2B (BF)  
SUITE AREA: 874 SQFT  
BALCONY / TERRACE: 166 SQFT



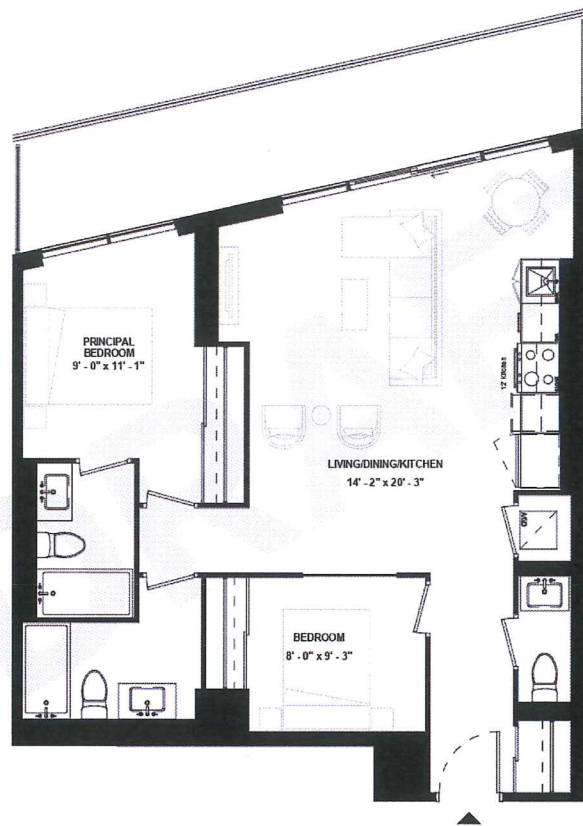
LEVEL 17



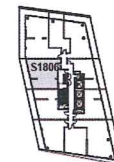
ISSUE DATE: 2023/06/02

Disclaimer: Drawings are not to scale. Materials, specifications, & floor plans are subject to change without notice. All renderings are artist's conceptions. All areas and stated room dimensions are approximate. Actual usable floor space may vary from the stated floor area. Floor area measured in accordance with Home Construction Regulatory Authority Directive. E.&O.E. Balcony sizes and configurations vary depending on floor level locations.

# SUITE 1806



SUITE TYPE: 2B  
SUITE AREA: 891 SQFT  
BALCONY / TERRACE: 167 SQFT



LEVEL 18

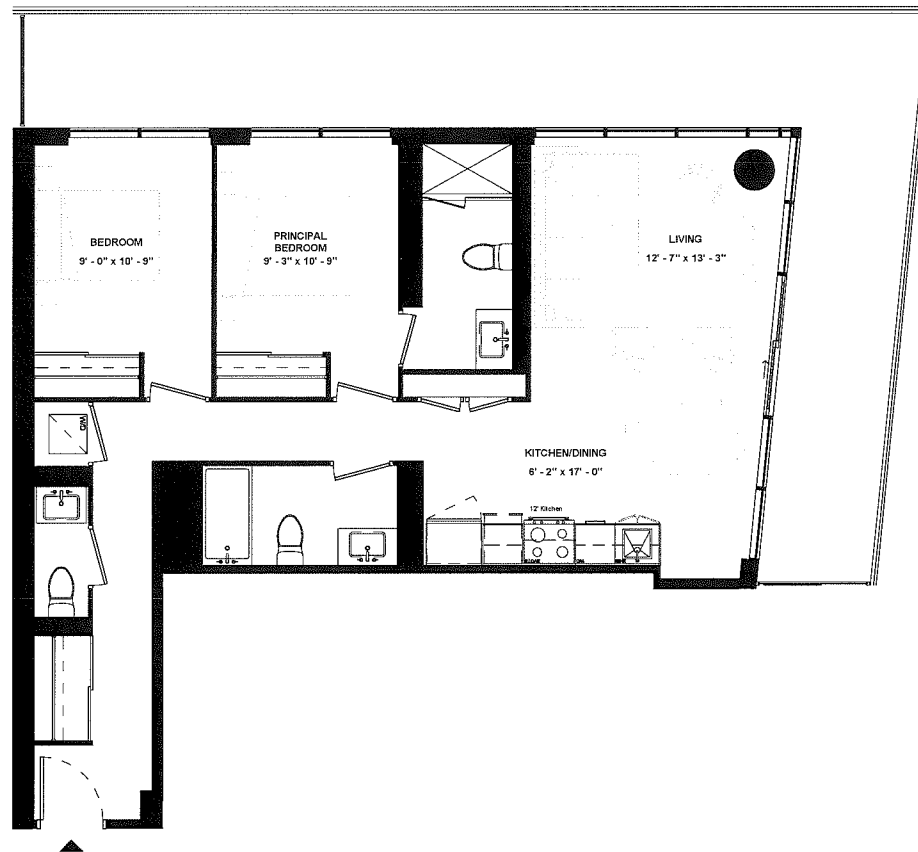


**HARHAY**  
DEVELOPMENTS

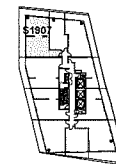
ISSUE DATE: 2023/06/02

Disclaimer: Drawings are not to scale. Materials, specifications, & floor plans are subject to change without notice. All renderings are artist's conceptions. All areas and stated room dimensions are approximate. Actual usable floor space may vary from the stated floor area. Floor area measured in accordance with Home Construction Regulatory Authority Directive, E.&O.E. Balcony sizes and configurations vary depending on floor level locations.

# SUITE 1907



SUITE TYPE: 2B  
SUITE AREA: 974 SQFT  
BALCONY / TERRACE: 378 SQFT



LEVEL 19

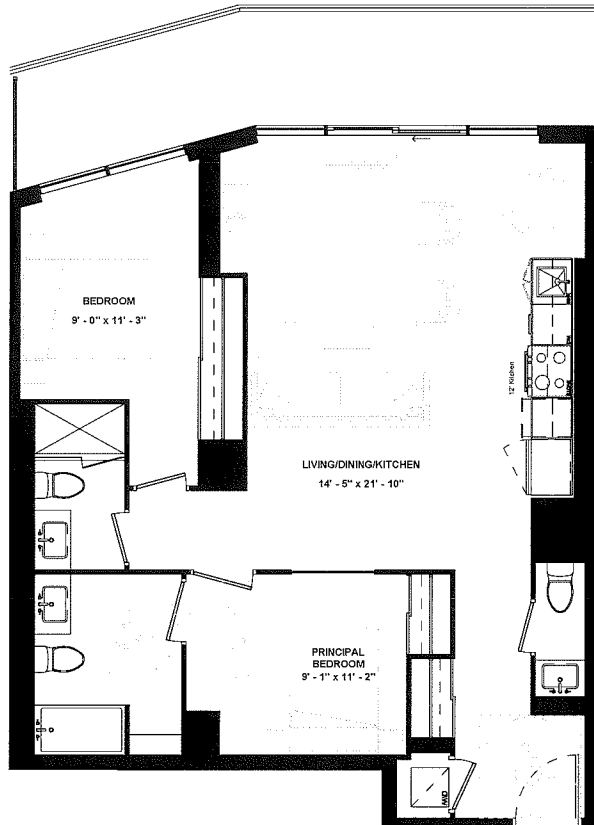


ISSUE DATE: 2023/06/02

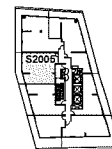
Disclaimer: Drawings are not to scale. Materials, specifications, & floor plans are subject to change without notice. All renderings are artist's conceptions. All areas and stated room dimensions are approximate. Actual usable floor space may vary from the stated floor area. Floor area measured in accordance with Home Construction Regulatory Authority Directive, E.&O.E. Balcony sizes and configurations vary depending on floor level locations.



# SUITE 2005



SUITE TYPE: 2B (BF)  
SUITE AREA: 980 SQFT  
BALCONY / TERRACE: 166 SQFT



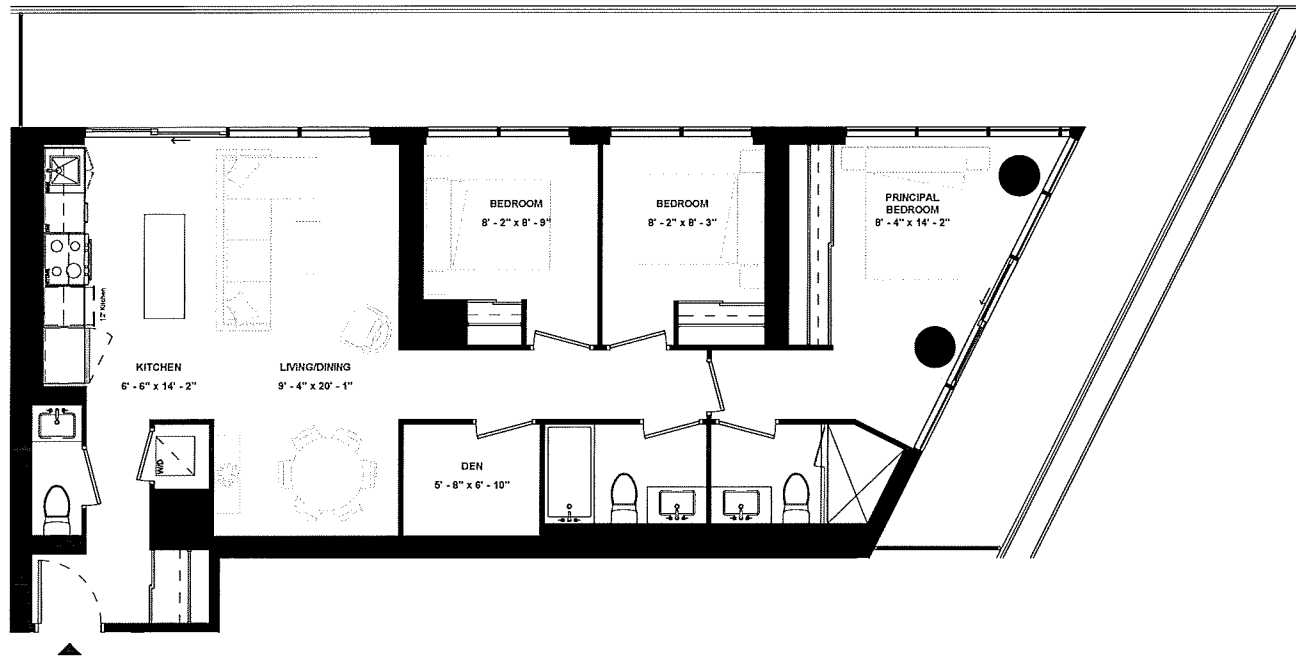
LEVEL 20



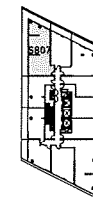
ISSUE DATE: 2023/06/02

Disclaimer: Drawings are not to scale. Materials, specifications, & floor plans are subject to change without notice. All renderings are artist's conceptions. All areas and stated room dimensions are approximate. Actual usable floor space may vary from the stated floor area. Floor area measured in accordance with Home Construction Regulatory Authority Directive, E.4.O.E. Balcony sizes and configurations vary depending on floor level locations.

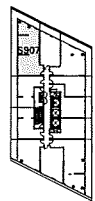
# SUITE 807 & SUITE 907



SUITE TYPE: 3B+D  
 SUITE AREA: 1076 SQFT  
 BALCONY / TERRACE: 469 SQFT



LEVEL 08



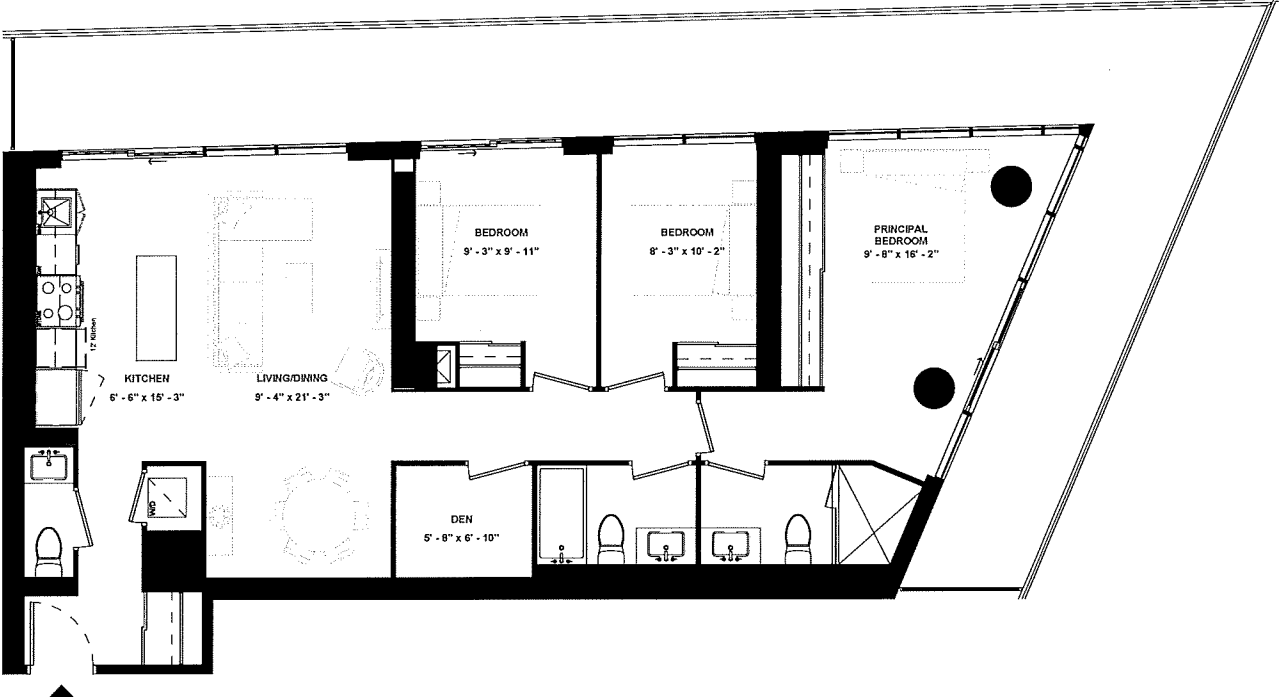
LEVEL 09



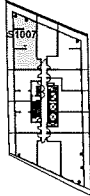
ISSUE DATE: 2023/06/02

Disclaimer: Drawings are not to scale. Materials, specifications, & floor plans are subject to change without notice. All renderings are artist's conceptions. All areas and stated room dimensions are approximate. Actual usable floor space may vary from the stated floor area. Floor area measured in accordance with Home Construction Regulatory Authority Directive. E.&O.E. Balcony sizes and configurations vary depending on floor level locations.

**SUITE 1007**



SUITE TYPE: 3B+D  
 SUITE AREA: 1175 SQFT  
 BALCONY / TERRACE: 481 SQFT



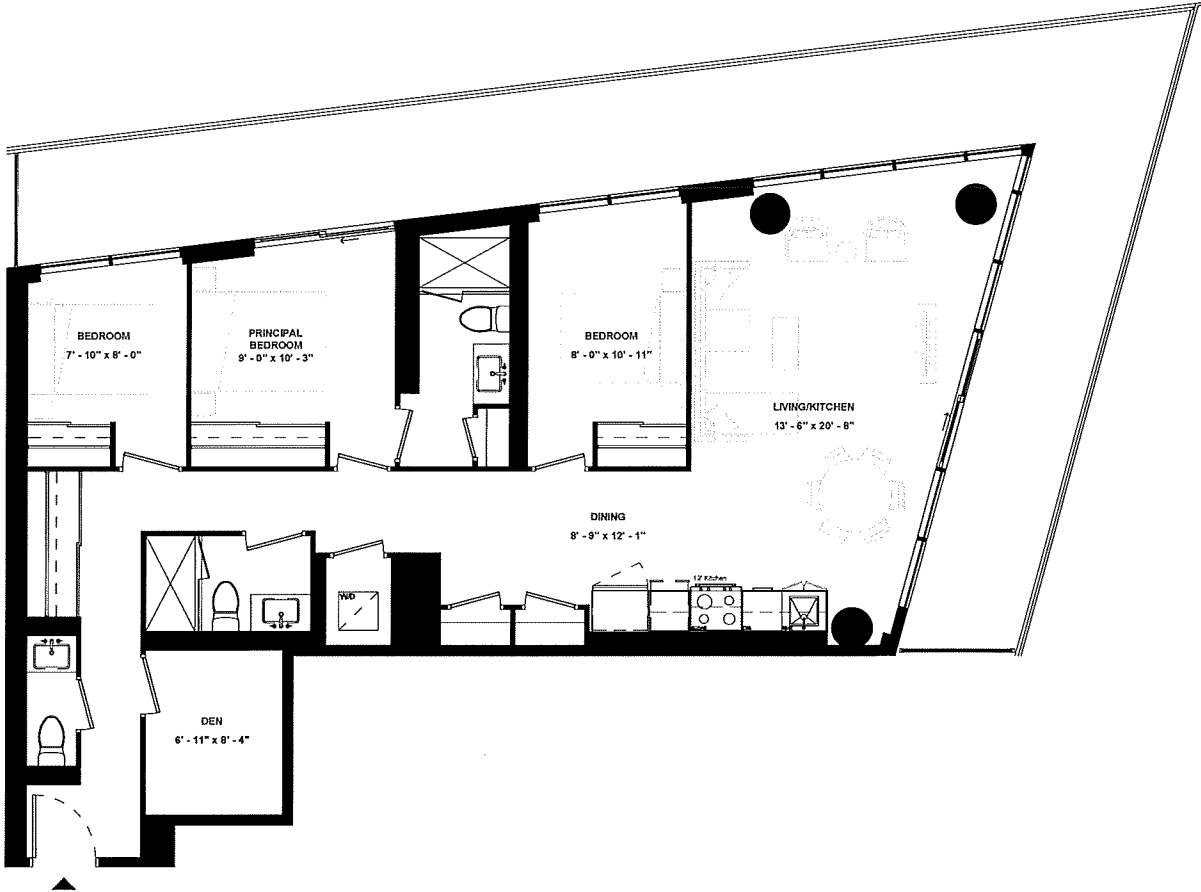
LEVEL 10



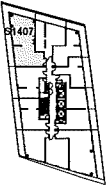
ISSUE DATE: 2023/06/02

Disclaimer: Drawings are not to scale. Materials, specifications, & floor plans are subject to change without notice. All renderings are artist's conceptions. All areas and stated room dimensions are approximate. Actual usable floor space may vary from the stated floor area. Floor area measured in accordance with Home Construction Regulatory Authority Directive, E.50.E. Balcony sizes and configurations vary depending on floor level locations.

# SUITE 1407



SUITE TYPE: 3B+D  
 SUITE AREA: 1207 SQFT  
 BALCONY / TERRACE: 468 SQFT



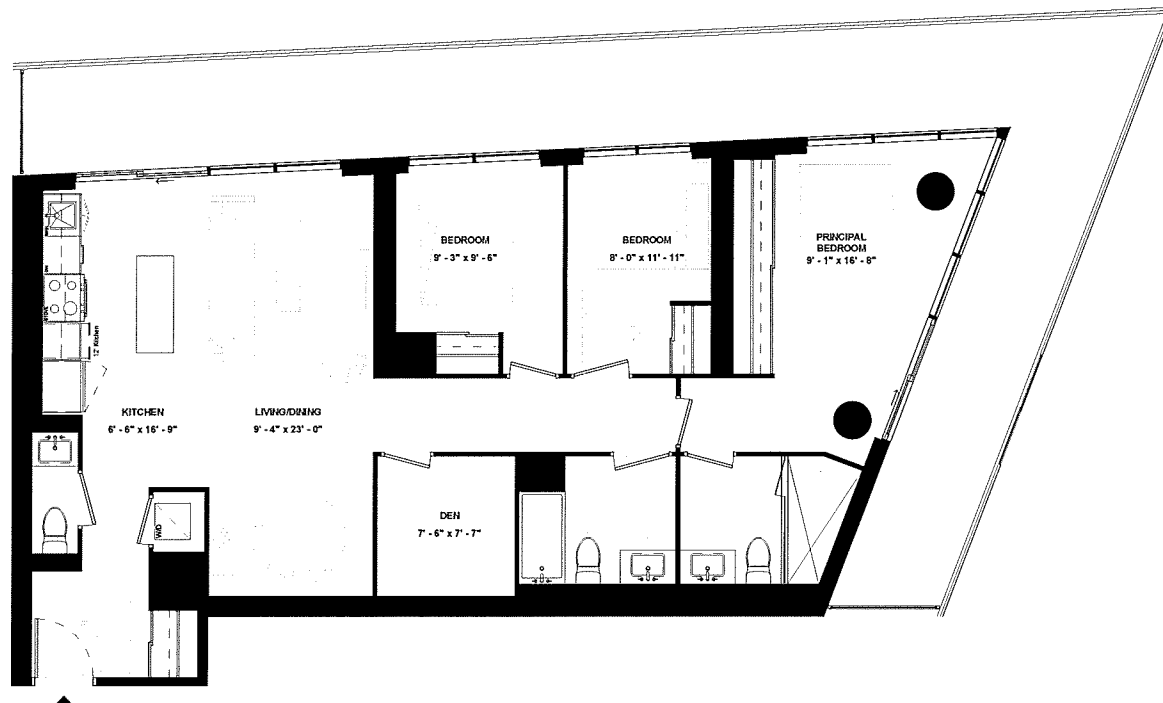
LEVEL 14



ISSUE DATE: 2023/06/02

Disclaimer: Drawings are not to scale. Materials, specifications, & floor plans are subject to change without notice. All renderings are artist's conceptions. All areas and stated room dimensions are approximate. Actual usable floor space may vary from the stated floor area. Floor area measured in accordance with Home Construction Regulatory Authority Directive. E.&O.E. Balcony sizes and configurations vary depending on floor level locations.

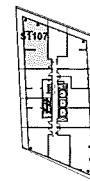
# SUITE 1107



SUITE TYPE: 3B+D (BF)  
SUITE AREA: 1251 SQFT  
BALCONY / TERRACE: 490 SQFT



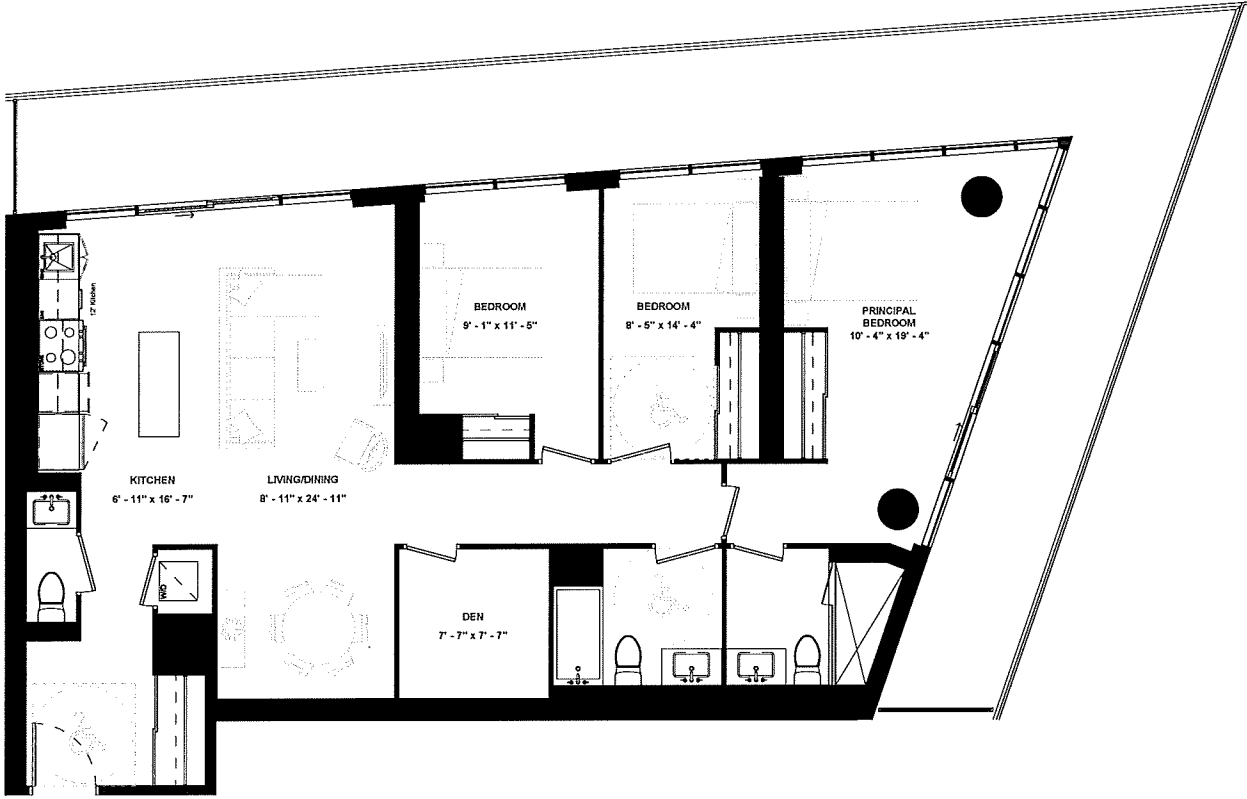
ISSUE DATE: 2023/06/02



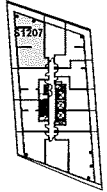
LEVEL 11

Disclaimer: Drawings are not to scale. Materials, specifications, & floor plans are subject to change without notice. All renderings are artist's conceptions. All areas and stated room dimensions are approximate. Actual usable floor space may vary from the stated floor area. Floor area measured in accordance with Home Construction Regulatory Authority Directive. E.&O.E. Balcony sizes and configurations vary depending on floor level locations.

**SUITE 1207**



SUITE TYPE: 3B+D (BF)  
 SUITE AREA: 1344 SQFT  
 BALCONY / TERRACE: 503 SQFT



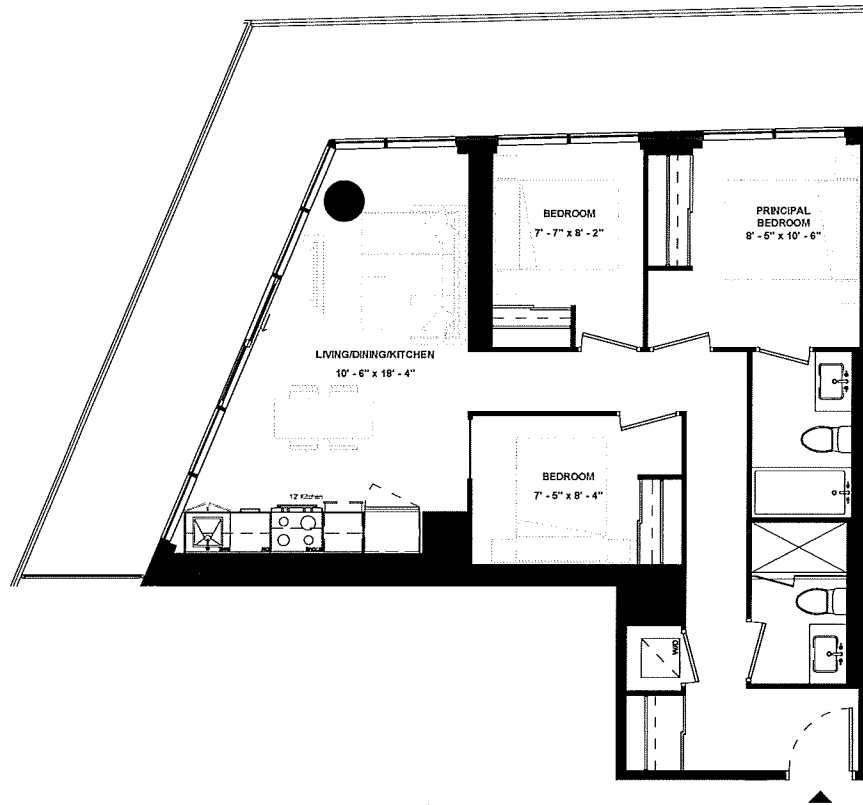
LEVEL 12



ISSUE DATE: 2023/06/02

Disclaimer: Drawings are not to scale. Materials, specifications, & floor plans are subject to change without notice. All renderings are artist's conceptions. All areas and stated room dimensions are approximate. Actual usable floor space may vary from the stated floor area. Floor area measured in accordance with Home Construction Regulatory Authority Directive. E.&O.E. Balcony sizes and configurations vary depending on floor level locations.

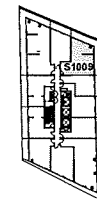
# SUITE 1009



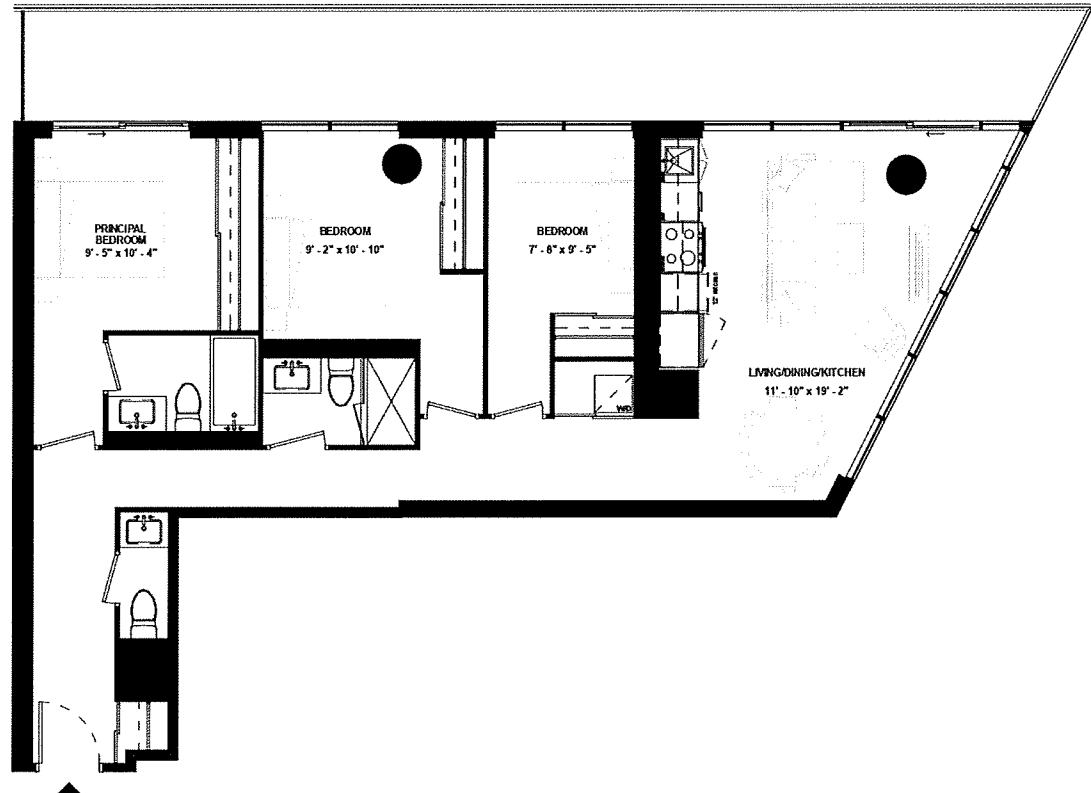
SUITE TYPE: 3B  
SUITE AREA: 847 SQFT  
BALCONY / TERRACE: 310 SQFT



ISSUE DATE: 2023/06/02



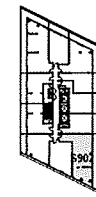
# SUITE 802 & SUITE 902



SUITE TYPE: 3B  
 SUITE AREA: 1079 SQFT  
 BALCONY / TERRACE: 296 SQFT



LEVEL 08



LEVEL 09

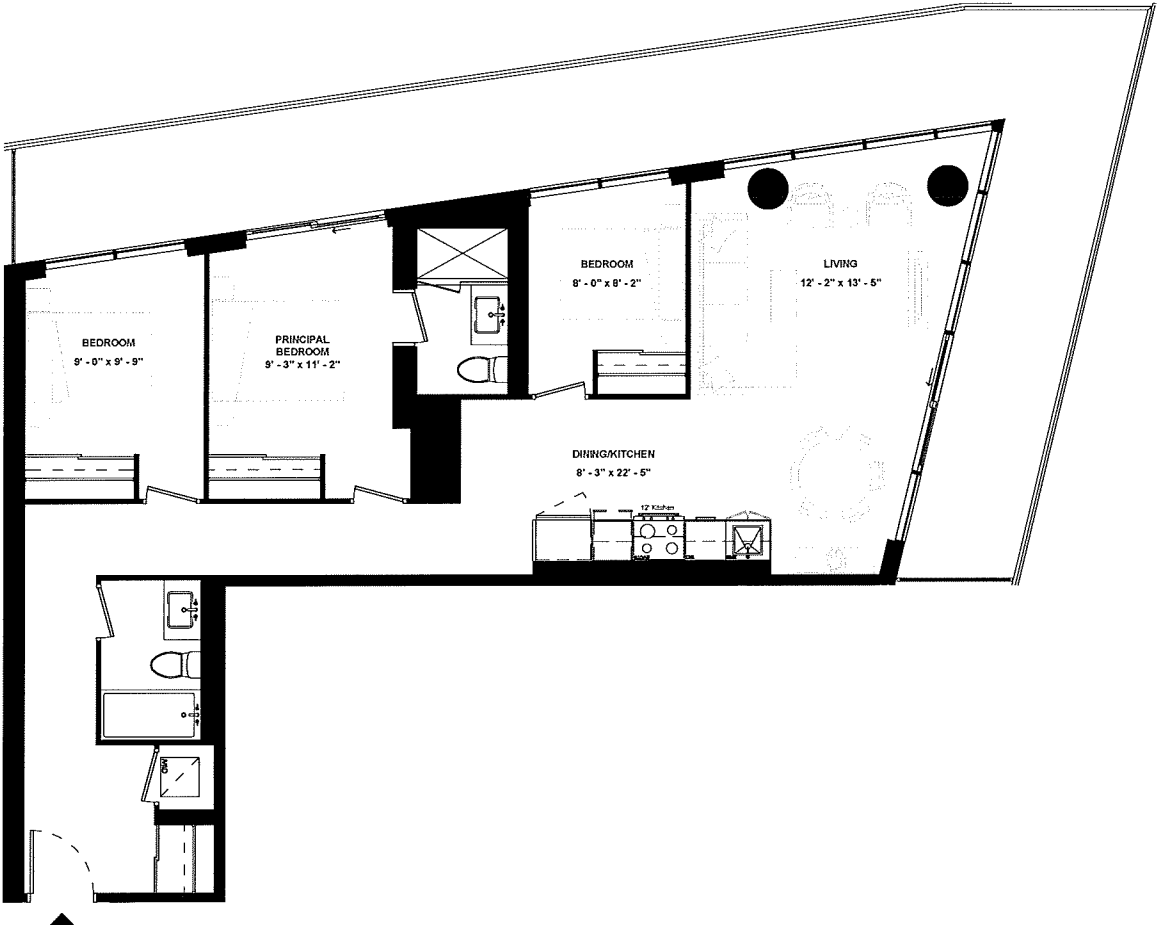


ISSUE DATE: 2023/06/02

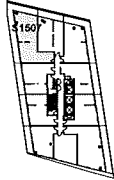
Disclaimer: Drawings are not to scale. Materials, specifications, & floor plans are subject to change without notice. All renderings are artist's conceptions. All areas and stated room dimensions are approximate. Actual usable floor space may vary from the stated floor area. Floor area measured in accordance with Home Construction Regulatory Authority Directive, E & O E. Balcony sizes and configurations vary depending on floor level locations.



# SUITE 1507



SUITE TYPE: 3B  
 SUITE AREA: 1087 SQFT  
 BALCONY / TERRACE: 443 SQFT



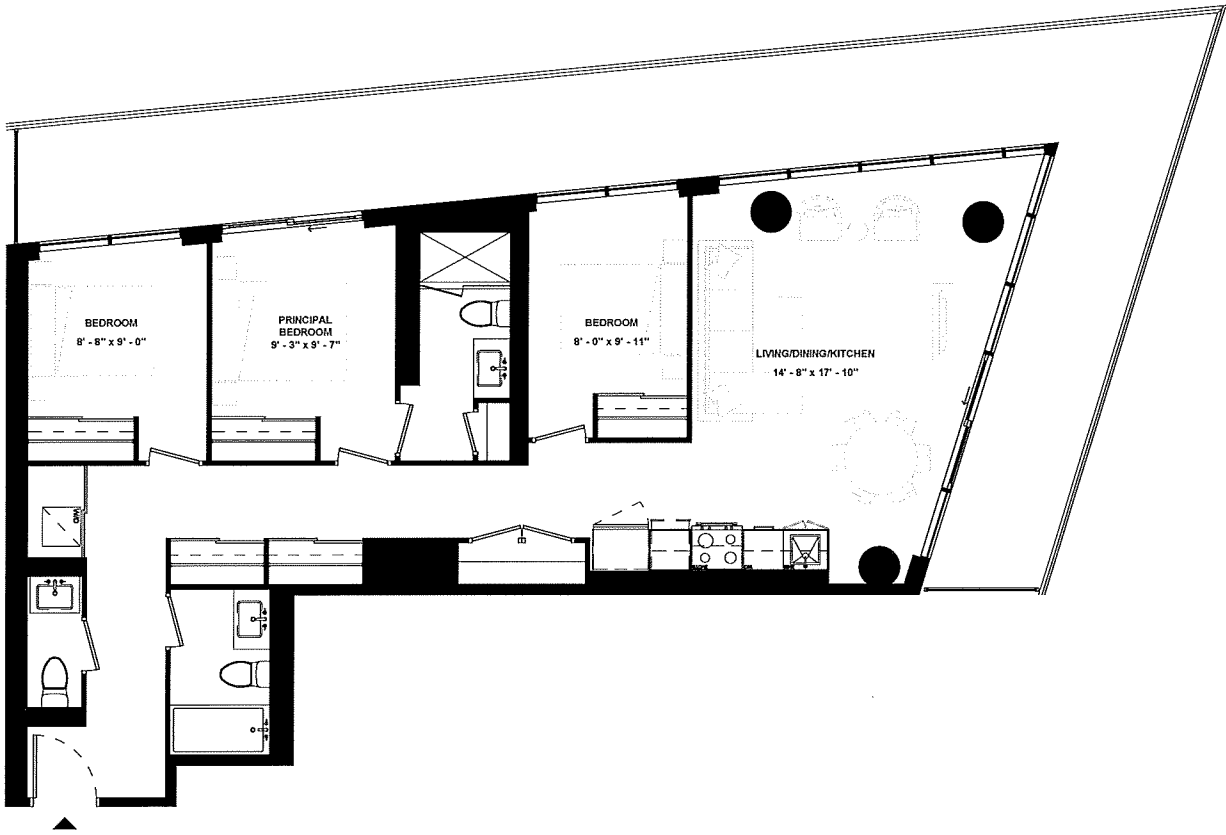
LEVEL 15



ISSUE DATE: 2023/06/02

Disclaimer: Drawings are not to scale. Materials, specifications, & floor plans are subject to change without notice. All renderings are artist's conceptions. All areas and stated room dimensions are approximate. Actual usable floor space may vary from the stated floor area. Floor area measured in accordance with Home Construction Regulatory Authority Directive, E.&O.E. Balcony sizes and configurations vary depending on floor level locations.

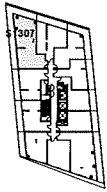
**SUITE 1307**



SUITE TYPE: 3B  
 SUITE AREA: 1114 SQFT  
 BALCONY / TERRACE: 460 SQFT



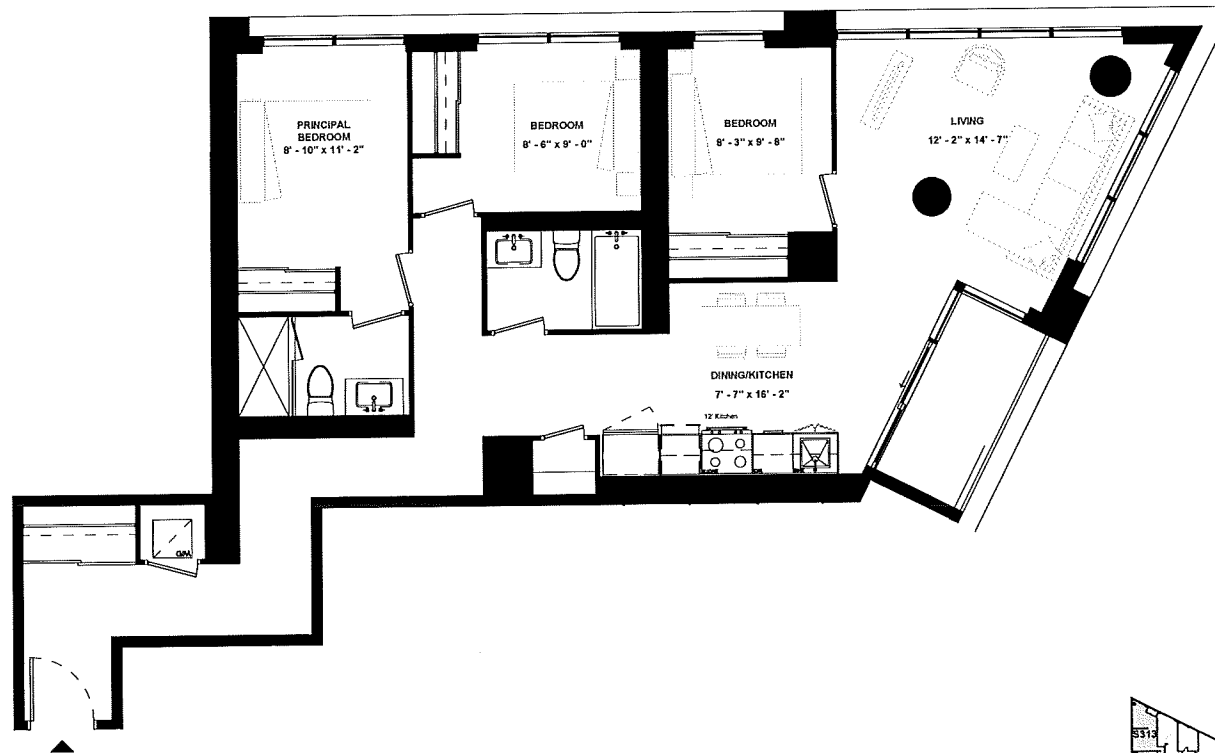
ISSUE DATE: 2023/06/02



LEVEL 13

Disclaimer: Drawings are not to scale. Materials, specifications, & floor plans are subject to change without notice. All renderings are artist's conceptions. All areas and stated room dimensions are approximate. Actual usable floor space may vary from the stated floor area. Floor area measured in accordance with Home Construction Regulatory Authority Directive. E.&O.E. Balcony sizes and configurations vary depending on floor level locations.

**SUITE 313 &  
SUITE 413 &  
SUITE 513**



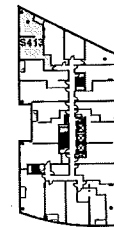
SUITE TYPE: 3B  
 SUITE AREA: 1123 SQFT  
 BALCONY / TERRACE: 45 SQFT



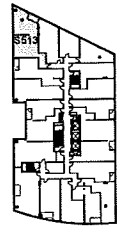
ISSUE DATE: 2023/08/02



LEVEL 03



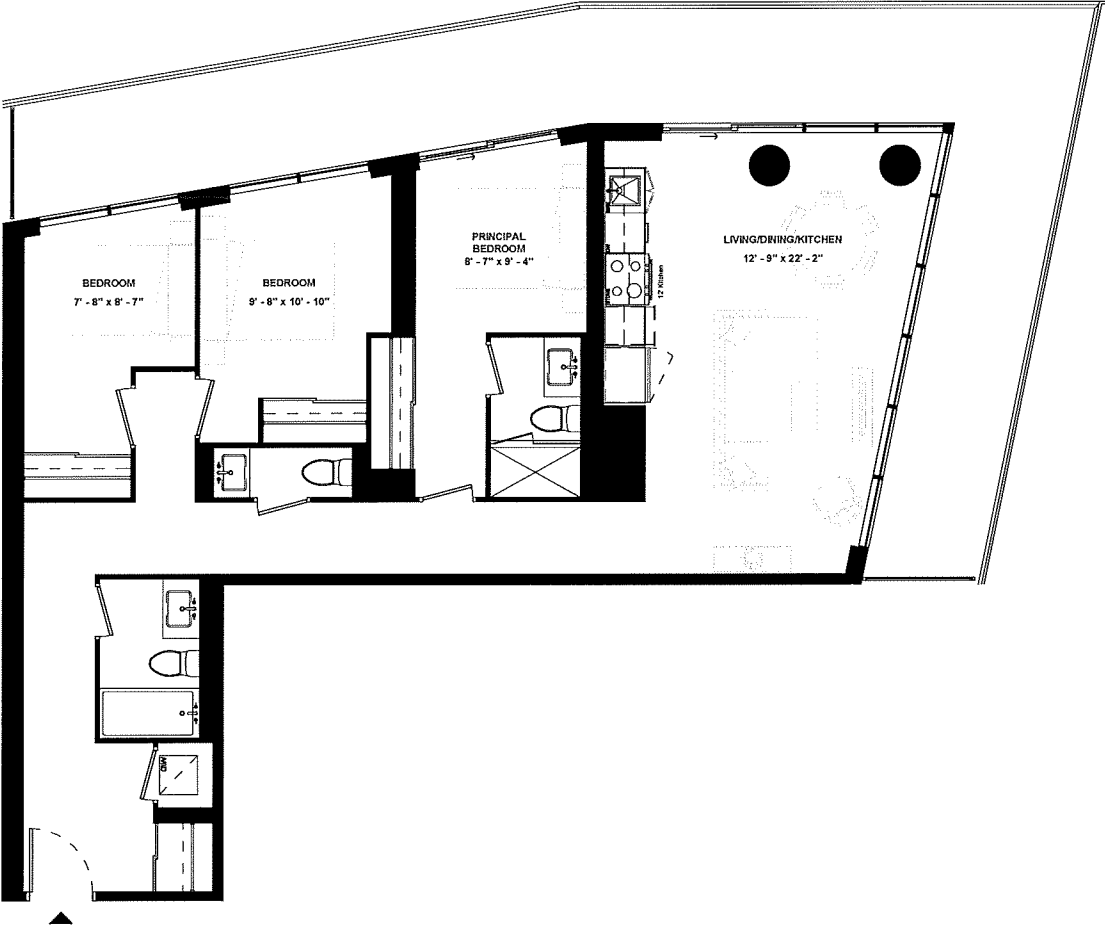
LEVEL 04



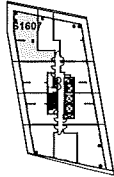
LEVEL 05

Disclaimer: Drawings are not to scale. Materials, specifications, & floor plans are subject to change without notice. All renderings are artist's conceptions. All areas and stated room dimensions are approximate. Actual usable floor space may vary from the stated floor area. Floor area measured in accordance with Home Construction Regulatory Authority Directive, E.&O.E. Balcony sizes and configurations vary depending on floor level locations.

# SUITE 1607



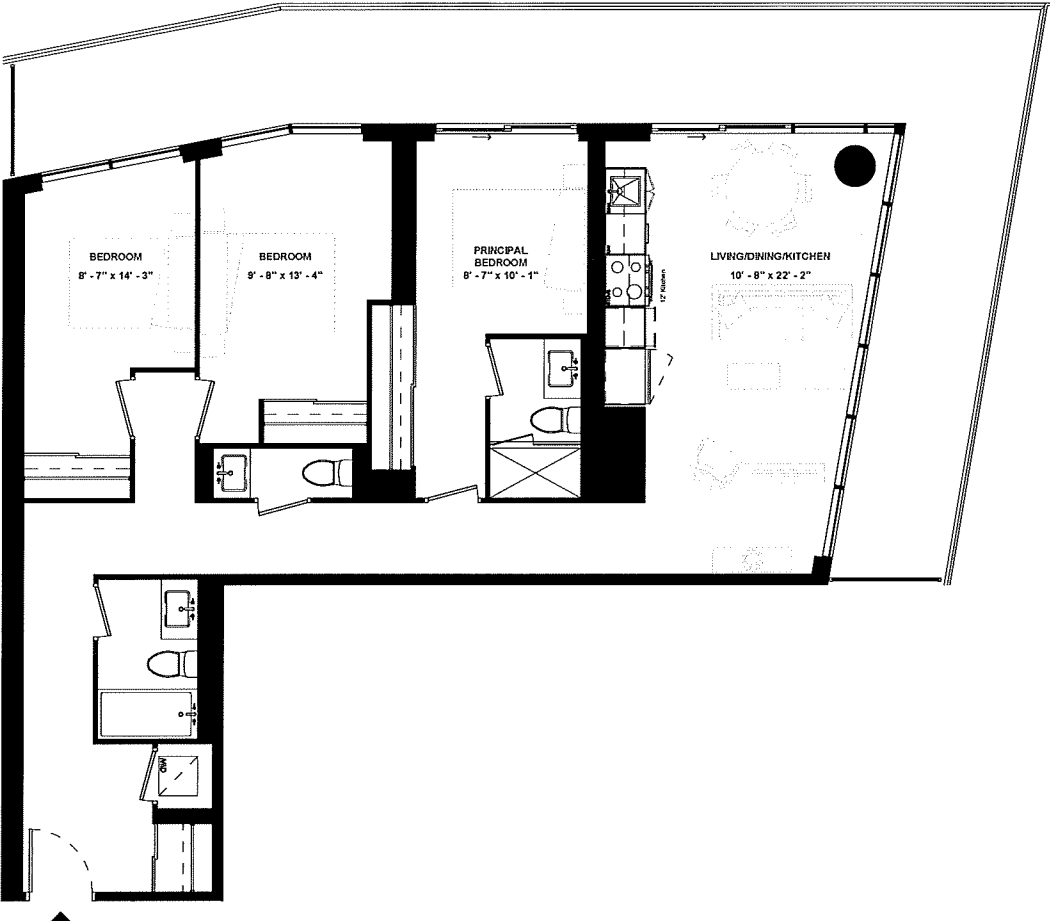
SUITE TYPE: 3B  
 SUITE AREA: 1142 SQFT  
 BALCONY / TERRACE: 428 SQFT



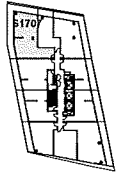
ISSUE DATE: 2023/06/02

Disclaimer: Drawings are not to scale. Materials, specifications, & floor plans are subject to change without notice. All renderings are artist's conceptions. All areas and slated room dimensions are approximate. Actual usable floor space may vary from the slated floor area. Floor area measured in accordance with Home Construction Regulatory Authority Directive, E.&O.E. Balcony sizes and configurations vary depending on floor level locations.

# SUITE 1707



SUITE TYPE: 3B  
 SUITE AREA: 1146 SQFT  
 BALCONY / TERRACE: 411 SQFT



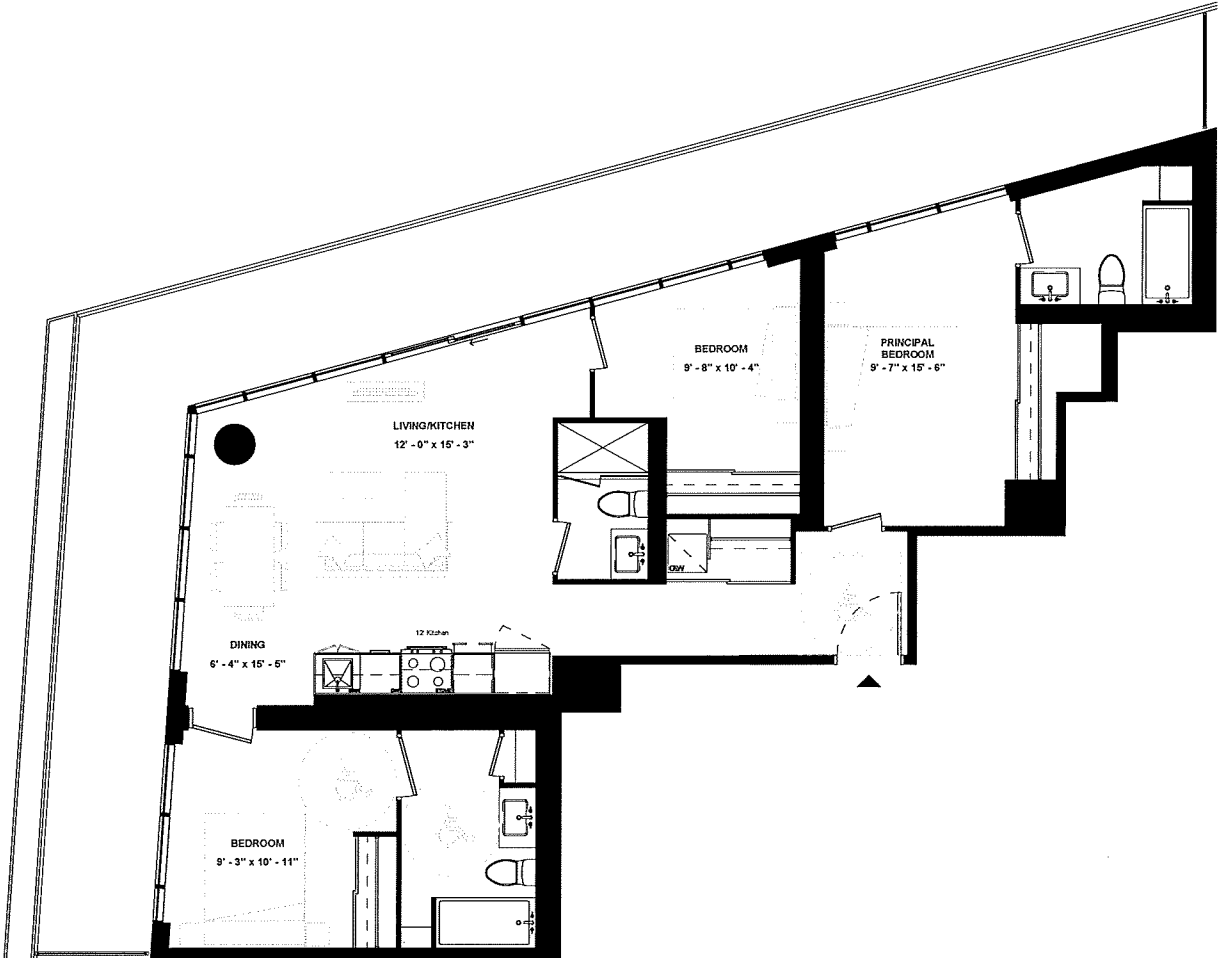
LEVEL 17



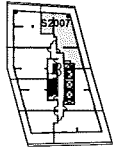
ISSUE DATE: 2023/06/02

Disclaimer: Drawings are not to scale. Materials, specifications, & floor plans are subject to change without notice. All renderings are artist's conceptions. All areas and stated room dimensions are approximate. Actual usable floor space may vary from the stated floor area. Floor area measured in accordance with Home Construction Regulatory Authority Directive, E.&O.E. Balcony sizes and configurations vary depending on floor level locations.

**SUITE 2007**



SUITE TYPE: 3B (BF)  
 SUITE AREA: 1172 SQFT  
 BALCONY / TERRACE: 471 SQFT



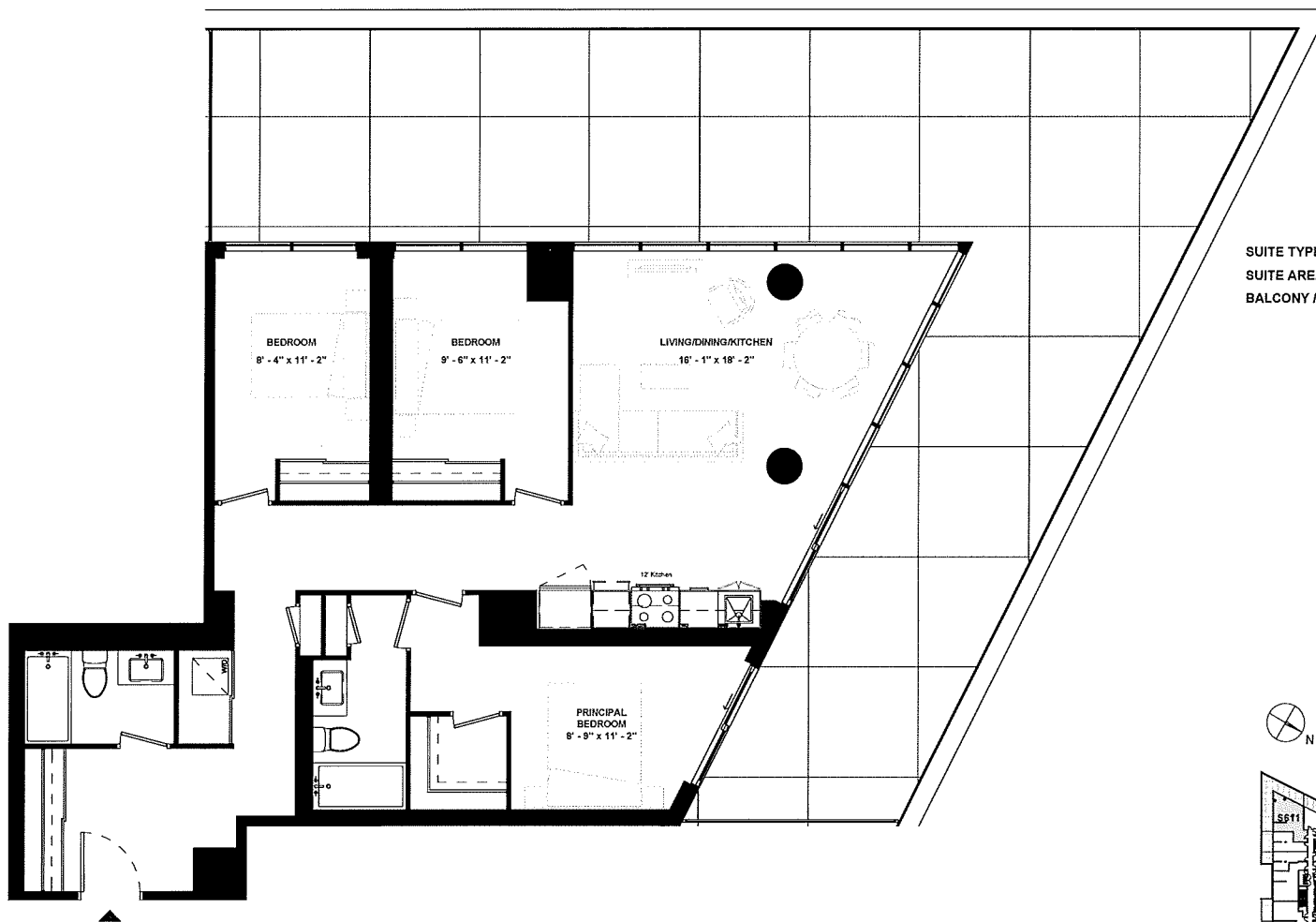
LEVEL 20



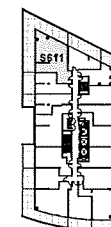
ISSUE DATE: 2023/06/02

Disclaimer: Drawings are not to scale. Materials, specifications, & floor plans are subject to change without notice. All renderings are artist's conceptions. All areas and stated room dimensions are approximate. Actual usable floor space may vary from the stated floor area. Floor area measured in accordance with Home Construction Regulatory Authority Directive, E.S.O.E. Balcony sizes and configurations vary depending on floor level locations.

# SUITE 611



SUITE TYPE: 3B  
SUITE AREA: 1204 SQFT  
BALCONY / TERRACE: 962 SQFT



LEVEL 06



**HARHAY**  
DEVELOPMENTS

ISSUE DATE: 2023/06/02

Disclaimer: Drawings are not to scale. Materials, specifications, & floor plans are subject to change without notice. All renderings are artist's conceptions. All areas and stated room dimensions are approximate. Actual usable floor space may vary from the stated floor area. Floor area measured in accordance with Home Construction Regulatory Authority Directive, E.&O.E. Balcony sizes and configurations vary depending on floor level locations.